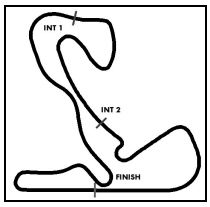

ADAC GT Masters

Result List Free Practice 2

Provisional

Circuit Zandvoort, Length: 4307m
Air temperature: 24.3°C
Track temperature: 24.45°C
Weather condition: Dry

Reg. Nr.: KNAF 0301.18.251

Friday, August 17, 2018 17:30:00

started : 33 **classified : 32** **not classified : 1**

		Drivers	Team	Car	Lap	Best Time	Gap	Diff	Kph	Day Time
1	82	R.Ineichen(CHE)(T)/**C.Engelhart(DEU)**	GRT Grasser-Racing-Team(AUT)	Lamborghini Huracan GT3	5	**1:36.871**			160.0	17:40:00
2	84	P.Assenheimer(DEU)(J)/**R.Marciello(ITA)**	AutoArenA Motorsport(DEU)	Mercedes-AMG GT3	5	**1:37.587**	0.716	0.716	158.8	17:38:30
3	3	**N.Rogivue(CHE)(J)**/F.Vervisch(BEL)	Aust Motorsport(DEU)	Audi R8 LMS	3	**1:37.659**	0.788	0.072	158.7	17:39:11
4	7	**L.Ludwig(DEU)**/D.Schwager(DEU)	HB Racing(AUT)	Ferrari 488 GT3	5	**1:37.724**	0.853	0.065	158.6	17:44:10
5	53	**A.Vainio(FIN)(J)**/M.Beretta(ITA)(J)	Team Rosberg(DEU)	Lamborghini Huracan GT3	4	**1:37.765**	0.894	0.041	158.5	17:44:12
6	21	L.Stolz(DEU)(J)/**S.Asch(DEU)**	Team ZAKSPEED BKK Mobil Oil Racing	Mercedes-AMG GT3	8	**1:37.779**	0.908	0.014	158.5	17:43:40
7	24	M.Ortmann(DEU)(J)/**M.Winkelhock(DEU)**	BWT Mücke Motorsport(DEU)	Audi R8 LMS	7	**1:37.781**	0.910	0.002	158.5	17:43:36
8	19	E.Perez Companc(ARG)(J)/**M.Mapelli(ITA)**	GRT Grasser-Racing-Team(AUT)	Lamborghini Huracan GT3	4	**1:37.817**	0.946	0.036	158.5	17:38:01
9	29	J.Dennis(GBR)/**C.Mies(DEU)**	Montaplast by Land-Motorsport(DEU)	Audi R8 LMS	5	**1:37.884**	1.013	0.067	158.4	17:42:43
10	28	S.van der Linde(ZAF)(J)/**K.van der Linde(ZAF)**	Montaplast by Land-Motorsport(DEU)	Audi R8 LMS	3	**1:37.968**	1.097	0.084	158.2	17:36:19
11	50	**R.Frey(CHE)**/P.Geipel(DEU)	YACO Racing(DEU)	Audi R8 LMS	3	**1:38.117**	1.246	0.149	158.0	17:36:51
12	48	**I.Dontje(NLD)(J)**/M.Buhk(DEU)	MANN-FILTER Team HTP Motorsport(D	Mercedes-AMG GT3	6	**1:38.229**	1.358	0.112	157.8	17:40:15
13	33	F.Salaquarda(CZE)/**F.Stippler(DEU)**	Team ISR(CZE)	Audi R8 LMS	7	**1:38.232**	1.361	0.003	157.8	17:43:39
14	6	O.Tunjo(COL)(J)/**I.Lukashevich(RUS)**	Phoenix Racing(DEU)	Audi R8 LMS	5	**1:38.276**	1.405	0.044	157.7	17:39:57
15	25	**R.Feller(CHE)(J)**/C.Haase(DEU)	BWT Mücke Motorsport(DEU)	Audi R8 LMS	7	**1:38.278**	1.407	0.002	157.7	17:43:28
16	20	**N.Sylvest(DNK)(J)**/K.Schramm(DEU)(J)	Team ZAKSPEED BKK Mobil Oil Racing	Mercedes-AMG GT3	6	**1:38.361**	1.490	0.083	157.6	17:40:27
17	14	**C.Zöchling(AUT)**/J.Klingmann(DEU)	MRS GT-Racing(DEU)	BMW M6 GT3	4	**1:38.646**	1.775	0.285	157.1	17:38:47
18	42	**M.Jensen(DEN)(J)**/T.Scheider(DEU)	BMW Team Schnitzer(DEU)	BMW M6 GT3	5	**1:38.650**	1.779	0.004	157.1	17:42:50
19	5	**M.Hofer(AUT)(J)**/P.Ellis(GBR)(J)	Phoenix Racing(DEU)	Audi R8 LMS	6	**1:38.790**	1.919	0.140	156.9	17:41:13
20	11	**E.Erhart(DEU)**/P.Kaffer(DEU)	EFP by TECE(DEU)	Audi R8 LMS	7	**1:38.882**	2.011	0.092	156.8	17:42:49
21	1	**M.Kirchhöfer(DEU)**/D.Keilwitz(DEU)	Callaway Competition(DEU)	Corvette C7 GT3	4	**1:39.029**	2.158	0.147	156.5	17:39:04
22	18	**A.de Leener(BEL)**/K.Bachler(AUT)	KÜS TEAM75 Bernhard(DEU)	Porsche 911 GT3 R	8	**1:39.283**	2.412	0.254	156.1	17:43:55
23	12	**F.Spengler(DEU)**/D.Vanthoor(BEL)	EFP by TECE(DEU)	Audi R8 LMS	8	**1:39.337**	2.466	0.054	156.0	17:45:09
24	43	**V.Bouveng(SWE)(J)**/D.Marschall(DEU)(J)	BMW Team Schnitzer(DEU)	BMW M6 GT3	4	**1:39.607**	2.736	0.270	155.6	17:37:14
25	13	S.Barth(DEU)(T)/**C.Hürtgen(DEU)(T)**	RWT Racing(AUT)	Corvette C7 GT3	4	**1:39.672**	2.801	0.065	155.5	17:38:27
26	9	C.Dreyspring(DEU)(J)/**G.Maggi(CHE)(J)**	Honda Team Schubert Motorsport(DEU)	Honda NSX GT3	5	**1:40.084**	3.213	0.412	154.9	17:40:19
27	4	**R.Lips(CHE)(T)**/M.Hackländer(DEU)	Aust Motorsport(DEU)	Audi R8 LMS	6	**1:40.239**	3.368	0.155	154.6	17:41:30
28	69	**J.Slooten(DEU)(T)**/L.Luhr(DEU)	IronForce by RING POLICE(DEU)	Porsche 911 GT3 R	4	**1:40.751**	3.880	0.512	153.8	17:37:07
29	17	**T.Bernhard(DEU)**/M.Lieb(DEU)	KÜS TEAM75 Bernhard(DEU)	Porsche 911 GT3 R	2	**1:41.784**	4.913	1.033	152.3	17:33:52
30	35	J.Judek(DEU)(J)/**J.Eriksson(SWE)**	Team Rosberg(DEU)	Lamborghini Huracan GT3	3	**1:42.273**	5.402	0.489	151.6	17:42:42
31	63	**M.Bortolotti(ITA)**/A.Caldarelli(ITA)	ORANGE1 by GRT Grasser(AUT)	Lamborghini Huracan GT3	5	**1:46.530**	9.659	4.257	145.5	17:44:04
32	47	**M.Pommer(DEU)**/M.Götz(DEU)	MANN-FILTER Team HTP Motorsport(D	Mercedes-AMG GT3	3	**1:58.743**	21.872	12.213	130.5	17:37:22

Not classified

	26	J.Schmidt(CHE)(J)/J.Green(GBR)	BWT Mücke Motorsport(DEU)	Audi R8 LMS

Did not start

	99	R.Renauer(DEU)/M.Jaminet(FRA)	Precote Herberth Motorsport(DEU)	Porsche 911 GT3 R

Subject to final scrutineering!

Publication time:	Clerk of the Course: Jeroen Frieman	Timekeeper: Steffen Ruhl

kfzteile24 Premium-Serienpartner
ADAC Vorteilsprogramm ADAC Audi Sport motorsport CAMP DAVID DEKRA Eibach
FLYERALARM KÄRCHER PIRELLI postcon RACEROOM RAVENOL Sport Bild TWIN BUSCH GERMANY
DMSB 2018 INTERNATIONAL SERIES SANCTIONED BY THE FIA

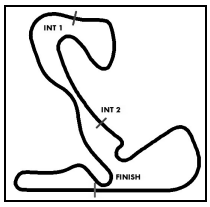

ADAC GT Masters

Sector List Free Practice 2

Provisional

Circuit Zandvoort, Length: 4307m
Air temperature: 24.3°C
Track temperature: 24.45°C
Weather condition: Dry

Reg. Nr.: KNAF 0301.18.251

Friday, August 17, 2018 17:30:00

1 Kirchhöfer, DEU / Keilwitz, DEU — theoretical besttime: 1:38.904

Lap	Time	SE1	SP1	SE2	SP2	SE3	SP3	TSP
1	2:33.555	1:24.895	154	29.069	191	39.591	59	
2	3:12.428	2:01.659	194	28.122	97	42.647	238	
3	1:39.072	43.528	199	26.038	213	**29.506**	**241**	249
4	**1:39.029**	43.510	196	**25.937**	**215**	29.582	240	**254**
5	1:46.538	**43.461**	**200**	26.537	214	36.540	59	252
6	4:10.351	3:12.408	178	27.674	207	30.269	238	
7	2:56.769	1:08.370	79	46.398	79	1:02.001	52	240

3 Rogivue, CHE / Vervisch, BEL — theoretical besttime: 1:37.563

Lap	Time	SE1	SP1	SE2	SP2	SE3	SP3	TSP
1	5:53.932	4:55.915	189	27.348	207	30.669	237	
2	1:39.143	43.629	201	26.035	211	29.479	**242**	251
3	**1:37.659**	**42.817**	201	**25.658**	**213**	29.184	242	255
4	1:37.887	42.899	**201**	25.900	212	**29.088**	242	**255**
5	1:51.351	43.448	194	31.838	104	36.065	240	254
6	1:39.441	43.881	200	26.179	212	29.381	242	254
7	2:12.054	42.827	201	25.889	199	1:03.338	57	255

4 Lips, CHE / Hackländer, DEU — theoretical besttime: 1:40.073

Lap	Time	SE1	SP1	SE2	SP2	SE3	SP3	TSP
1	2:37.812	1:34.995	175	29.647	183	33.170	230	
2	1:55.142	47.585	182	27.450	181	40.107	58	246
3	1:55.005	57.366	194	26.469	211	31.170	233	
4	1:40.682	44.350	197	**26.022**	**212**	30.310	236	248
5	1:40.386	**44.016**	**196**	26.150	212	30.220	237	250
6	**1:40.239**	44.059	197	26.145	211	**30.035**	**237**	250
7	1:41.298	44.367	193	26.433	212	30.498	235	**251**
8	1:50.671	44.323	180	26.914	212	39.434	57	250

5 Hofer, AUT / Ellis, GBR — theoretical besttime: 1:38.682

Lap	Time	SE1	SP1	SE2	SP2	SE3	SP3	TSP
1	2:56.309	1:57.972	183	27.306	207	31.031	231	
2	1:40.831	45.055	198	26.069	207	29.707	239	243
3	1:38.983	43.497	200	**25.948**	211	29.538	**241**	252
4	1:39.075	43.499	200	26.012	212	29.564	240	253
5	1:38.905	43.364	**200**	25.962	213	29.579	240	252
6	**1:38.790**	**43.279**	**200**	26.056	212	**29.455**	**241**	253
7	1:38.983	43.459	198	26.025	213	29.499	240	**254**
8	1:40.322	43.295	199	25.986	213	31.041	238	254
9	2:32.646	43.550	200	37.914	70	1:11.182	58	252

6 Tunjo, COL / Lukashevich, RUS — theoretical besttime: 1:38.276

Lap	Time	SE1	SP1	SE2	SP2	SE3	SP3	TSP
1	3:18.900	2:18.621	182	27.786	200	32.493	225	
2	1:41.239	44.771	198	26.448	210	30.020	238	240
3	1:39.270	43.630	200	25.931	212	29.709	**240**	251
4	1:38.813	43.246	**201**	26.084	211	29.483	240	252
5	**1:38.276**	**43.135**	200	**25.816**	212	**29.325**	240	**253**
6	1:38.962	43.366	200	25.949	211	29.647	238	252
7	1:38.783	43.412	200	25.948	213	29.423	239	252
8	1:39.651	43.694	200	26.147	211	29.810	237	253
9	2:52.539	52.903	79	50.782	72	1:08.854	59	251

7 Ludwig, DEU / Schwager, DEU — theoretical besttime: 1:37.638

Lap	Time	SE1	SP1	SE2	SP2	SE3	SP3	TSP
1	2:34.772	1:35.891	178	28.014	204	30.867	235	
2	1:48.175	44.333	195	26.227	210	37.615	59	241
3	6:30.159	5:33.556	199	25.900	212	30.703	238	
4	1:38.464	**42.706**	**201**	26.172	212	29.586	239	250
5	**1:37.724**	42.792	202	**25.790**	**214**	**29.142**	**242**	251
6	2:03.052	42.935	200	25.917	213	54.200	59	**252**

9 Dreyspring, DEU / Maggi, CHE — theoretical besttime: 1:39.868

Lap	Time	SE1	SP1	SE2	SP2	SE3	SP3	TSP
1	3:29.051	2:23.535	150	30.728	149	34.788	238	
2	1:41.019	44.587	196	**26.091**	213	30.341	233	247
3	1:45.976	44.517	193	28.820	174	32.639	233	250
4	1:42.218	45.028	169	27.146	**215**	30.044	243	246
5	**1:40.084**	43.943	197	26.244	213	**29.897**	235	252
6	1:40.960	**43.880**	**197**	26.952	210	30.128	244	**254**
7	1:42.749	43.920	197	28.193	209	30.636	242	253
8	1:40.383	44.163	196	26.265	213	29.955	244	252
9	3:13.459	1:14.683	77	48.578	72	1:10.198	44	252

11 Erhart, DEU / Kaffer, DEU — theoretical besttime: 1:38.840

Lap	Time	SE1	SP1	SE2	SP2	SE3	SP3	TSP
1	2:43.409	1:42.552	168	28.506	195	32.351	231	
2	1:48.641	46.165	192	26.229	211	36.247	237	223
3	1:39.618	43.873	197	25.908	212	29.837	236	250
4	1:39.100	43.605	197	25.965	211	**29.530**	238	252
5	1:39.828	43.783	196	26.215	210	29.830	239	**253**
6	1:39.499	43.851	197	25.882	212	29.766	239	252
7	**1:38.882**	**43.479**	**198**	**25.831**	**213**	29.572	239	252
8	1:50.030	44.044	198	27.880	211	38.106	58	253

12 Spengler, DEU / Vanthoor, BEL — theoretical besttime: 1:38.030

Lap	Time	SE1	SP1	SE2	SP2	SE3	SP3	TSP
1	2:06.194	1:08.105	179	27.780	198	30.309	243	
2	1:39.609	43.639	201	26.624	210	**29.346**	**244**	255
3	1:41.951	43.090	193	29.230	207	29.631	244	**257**
4	1:44.506	42.879	197	27.288	187	34.339	243	257
5	1:39.415	**42.761**	**203**	**25.923**	**213**	30.731	244	256
6	1:47.347	43.407	200	26.160	212	37.780	58	257
7	2:50.316	1:52.232	200	27.664	122	30.420	238	
8	**1:39.337**	43.416	200	26.385	211	29.536	240	254
9	3:02.303	1:11.438	79	46.820	78	1:04.045	50	255

kfzteile24 Premium-Serienpartner
ADAC Vorteilsprogramm ADAC Audi Sport motorsport CAMP DAVID DEKRA Eibach
FLYERALARM KÄRCHER PIRELLI postcon RACEROOM RAVENOL Sport Bild TWIN BUSCH GERMANY
DMSB 2018 INTERNATIONAL SERIES SANCTIONED BY THE FIA

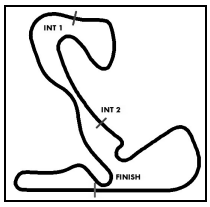

ADAC GT Masters

Sector List Free Practice 2

Provisional

Circuit Zandvoort, Length: 4307m
Air temperature: 24.3°C
Track temperature: 24.45°C
Weather condition: Dry

Reg. Nr.: KNAF 0301.18.251

Friday, August 17, 2018 17:30:00

13 Barth, DEU / Hürtgen, DEU — theoretical besttime: 1:39.649

Lap	Time	SE1	SP1	SE2	SP2	SE3	SP3	TSP
1	3:20.211	2:17.447	167	29.675	181	33.089	219	
2	1:42.809	46.019	192	26.417	212	30.373	235	224
3	1:44.006	43.931	198	27.338	183	32.737	**238**	248
4	**1:39.672**	**43.676**	**198**	26.107	211	**29.889**	**237**	247
5	1:47.511	43.678	197	**26.084**	**213**	37.749	59	**250**
6	5:00.768	3:40.471	136	33.977	124	46.320	58	

14 Zöchling, AUT / Klingmann, DEU — theoretical besttime: 1:38.281

Lap	Time	SE1	SP1	SE2	SP2	SE3	SP3	TSP
1	2:36.762	1:26.230	164	28.666	202	41.866	59	
2	2:52.492	1:55.523	200	26.838	**215**	30.131	240	
3	1:39.263	**43.142**	203	26.224	213	29.897	241	254
4	**1:38.646**	43.249	203	26.085	212	29.312	241	255
5	1:38.802	43.238	202	26.029	213	29.535	242	255
6	1:40.025	43.587	201	26.958	213	29.480	240	254
7	1:38.762	43.403	203	**25.842**	**214**	29.517	241	254
8	1:38.648	43.287	204	26.064	214	**29.297**	**243**	255
9	3:14.819	1:17.628	73	49.301	79	1:07.890	48	**256**

17 Bernhard, DEU / Lieb, DEU — theoretical besttime: 1:41.784

Lap	Time	SE1	SP1	SE2	SP2	SE3	SP3	TSP
1	2:09.591	1:06.653	160	29.959	148	32.979	234	
2	**1:41.784**	**44.978**	**196**	**26.252**	**201**	**30.554**	**237**	216
3	2:00.788	49.540	163	28.694	162	42.554	58	210
4	4:50.207	3:52.396	174	27.132	195	30.679	237	
5	1:43.914	46.356	183	26.894	188	30.664	226	**222**
6	1:56.122	46.819	175	28.000	184	41.303	58	191

18 de Leener, BEL / Bachler, AUT — theoretical besttime: 1:39.283

Lap	Time	SE1	SP1	SE2	SP2	SE3	SP3	TSP
1	2:10.324	1:07.943	145	29.612	174	32.769	232	
2	1:43.379	46.646	191	26.537	213	30.196	**237**	218
3	1:42.160	45.509	195	26.093	**213**	30.558	230	**251**
4	1:40.422	44.109	**198**	25.981	213	30.332	235	245
5	1:39.493	43.859	197	25.885	213	29.749	236	250
6	1:39.818	43.995	195	25.930	213	29.893	236	251
7	1:39.586	43.855	195	25.945	213	29.786	235	250
8	**1:39.283**	**43.800**	**197**	**25.866**	**213**	**29.617**	**236**	250
9	1:42.218	43.833	197	26.171	211	32.214	95	250
10	3:23.446	1:29.803	76	48.095	80	1:05.548	49	74

19 Perez Companc, ARG / Mapelli, ITA — theoretical besttime: 1:37.752

Lap	Time	SE1	SP1	SE2	SP2	SE3	SP3	TSP
1	3:05.336	2:06.458	182	28.180	203	30.698	235	
2	1:39.433	43.719	198	25.961	210	29.753	239	248
3	1:38.287	43.312	198	**25.741**	213	29.234	240	251
4	**1:37.817**	**42.798**	**199**	25.797	**213**	29.222	241	252
5	1:39.451	44.253	198	25.985	213	**29.213**	**239**	**253**
6	1:38.228	43.019	199	25.957	211	29.252	239	252
7	1:38.272	43.057	197	25.963	213	29.252	242	252
8	1:46.753	43.677	196	26.190	213	36.886	59	252

20 Sylvest, DNK / Schramm, DEU — theoretical besttime: 1:38.256

Lap	Time	SE1	SP1	SE2	SP2	SE3	SP3	TSP
1	2:04.882	1:04.862	183	27.784	192	32.236	235	
2	1:39.875	43.599	198	25.935	**213**	30.341	240	250
3	1:46.185	43.768	188	28.647	134	33.770	238	252
4	1:38.491	**43.133**	195	26.003	213	**29.355**	240	252
5	1:38.856	43.230	198	26.025	213	29.601	242	252
6	**1:38.361**	43.135	197	**25.768**	**213**	29.458	238	**254**
7	1:45.930	43.304	197	26.178	213	36.448	59	253
8	3:13.296	2:10.831	200	25.962	213	36.503	59	

21 Stolz, DEU / Asch, DEU — theoretical besttime: 1:37.452

Lap	Time	SE1	SP1	SE2	SP2	SE3	SP3	TSP
1	2:03.647	1:04.162	181	27.955	181	31.530	234	
2	1:39.539	43.588	200	26.109	211	29.842	238	248
3	1:43.712	45.063	185	26.607	159	32.042	240	250
4	1:40.995	43.448	188	26.550	213	30.997	**242**	253
5	1:38.096	42.962	197	26.035	213	**29.099**	240	253
6	1:37.785	43.044	201	**25.508**	**213**	29.233	241	252
7	1:37.882	42.933	200	25.732	213	29.217	241	**254**
8	**1:37.779**	**42.845**	**200**	25.727	213	29.207	241	254
9	1:45.645	43.243	200	25.913	213	36.489	59	253

24 Ortmann, DEU / Winkelhock, DEU — theoretical besttime: 1:37.560

Lap	Time	SE1	SP1	SE2	SP2	SE3	SP3	TSP
1	2:32.659	1:14.628	146	36.118	131	41.913	58	
2	2:52.441	1:54.611	193	26.073	194	31.757	240	
3	1:38.112	43.071	200	**25.562**	212	29.479	240	252
4	1:37.980	**42.810**	**201**	25.667	**212**	29.503	**241**	254
5	1:38.336	42.998	198	25.901	212	29.437	241	**255**
6	1:38.701	43.144	198	26.220	211	29.337	240	254
7	**1:37.781**	42.812	200	25.781	211	**29.188**	**239**	253
8	1:37.975	42.895	199	25.825	211	29.255	239	253
9	3:05.004	1:14.442	80	46.518	79	1:04.044	45	252

25 Feller, CHE / Haase, DEU — theoretical besttime: 1:38.093

Lap	Time	SE1	SP1	SE2	SP2	SE3	SP3	TSP
1	3:35.468	2:33.491	191	26.592	207	35.385	236	
2	1:40.029	44.031	200	25.865	**213**	30.133	239	251
3	1:38.776	43.286	200	26.110	212	29.380	241	253
4	1:38.458	43.475	200	**25.726**	211	29.257	**243**	254
5	1:38.551	43.231	200	25.937	212	29.383	241	**255**
6	1:38.527	43.280	199	25.841	211	29.406	241	253
7	**1:38.278**	**43.179**	**200**	25.898	211	29.201	242	254
8	1:38.325	43.249	201	25.888	211	**29.188**	**241**	254
9	3:02.388	1:12.021	78	47.768	79	1:02.599	50	255

kfzteile24 Premium-Serienpartner
ADAC Vorteilsprogramm ADAC Audi Sport motorsport CAMP DAVID DEKRA Eibach
FLYERALARM KÄRCHER PIRELLI postcon RACEROOM RAVENOL Sport Bild TWIN BUSCH GERMANY
DMSB 2018 INTERNATIONAL SERIES SANCTIONED BY THE FIA

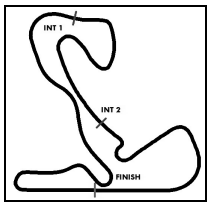

ADAC GT Masters

Sector List Free Practice 2

Provisional

Circuit Zandvoort, Length: 4307m
Air temperature: 24.3°C
Track temperature: 24.45°C
Weather condition: Dry

Reg. Nr.: KNAF 0301.18.251

Friday, August 17, 2018 17:30:00

26 Schmidt, CHE / Green, GBR — theoretical besttime:

Lap	Time	SE1	SP1	SE2	SP2	SE3	SP3	TSP
1	2:38.668	1:30.368	170	28.023	175	40.277	58	
2	3:07.825	2:02.649	179	**26.606**	**199**	38.570	58	
3	3:03.528	1:57.114	180	28.356	169	38.058	58	

28 van der Linde, ZAF / van der Linde, ZAF — theoretical besttime: 1:37.902

Lap	Time	SE1	SP1	SE2	SP2	SE3	SP3	TSP
1	3:00.142	2:03.027	185	26.943	200	30.172	238	
2	1:40.893	43.413	201	25.999	211	31.481	**242**	251
3	**1:37.968**	43.046	201	**25.670**	213	29.252	242	254
4	1:38.046	43.024	201	25.776	213	**29.246**	239	**254**
5	1:46.513	43.211	200	25.876	213	37.426	57	254
6	2:53.832	1:55.159	199	26.197	211	32.476	241	
7	1:38.292	**42.986**	**201**	25.875	212	29.431	242	253
8	2:08.806	43.183	202	26.042	211	59.581	57	254

29 Dennis, GBR / Mies, DEU — theoretical besttime: 1:37.884

Lap	Time	SE1	SP1	SE2	SP2	SE3	SP3	TSP
1	2:05.850	1:07.785	179	27.898	207	30.167	239	
2	1:43.824	43.564	**200**	28.434	189	31.826	239	253
3	1:45.838	43.112	200	25.944	**213**	36.782	58	252
4	5:29.226	4:32.051	200	25.885	211	31.290	240	
5	**1:37.884**	**42.886**	**200**	**25.804**	**212**	**29.194**	**242**	253
6	1:45.079	43.274	200	26.075	211	35.730	58	**255**

33 Salaquarda, CZE / Stippler, DEU — theoretical besttime: 1:38.085

Lap	Time	SE1	SP1	SE2	SP2	SE3	SP3	TSP
1	2:24.043	1:15.059	149	28.632	196	40.352	57	
2	2:57.782	1:58.048	180	28.697	202	31.037	240	
3	1:40.111	43.891	200	26.267	213	29.953	241	249
4	1:38.675	43.165	**202**	25.954	213	29.556	243	254
5	1:41.761	43.082	200	27.218	158	31.461	241	257
6	1:38.346	43.277	201	**25.765**	**215**	29.304	244	254
7	**1:38.232**	**43.017**	**200**	25.912	214	**29.303**	**243**	**257**
8	1:38.581	43.092	200	26.085	215	29.404	244	257
9	3:17.036	1:17.858	76	49.031	75	1:10.147	42	257

35 Judek, DEU / Eriksson, SWE — theoretical besttime: 1:39.880

Lap	Time	SE1	SP1	SE2	SP2	SE3	SP3	TSP
1	3:26.123	1:47.323	89	41.872	102	56.928	52	
2	7:33.357	6:34.028	182	28.303	194	31.026	208	
3	**1:42.273**	45.300	194	**26.313**	**212**	**30.660**	**241**	232
4	1:44.112	43.640	197	28.047	129	32.425	241	**254**
5	2:15.791	**42.907**	**200**	29.624	75	1:03.260	48	254

42 Jensen, DEN / Scheider, DEU — theoretical besttime: 1:38.593

Lap	Time	SE1	SP1	SE2	SP2	SE3	SP3	TSP
1	2:18.344	1:11.880	177	27.417	181	39.047	59	
2	3:03.422	1:59.904	185	26.528	**215**	36.990	59	
3	2:59.613	1:55.413	194	27.109	203	37.091	59	
4	2:49.787	1:53.875	200	26.261	213	29.651	242	
5	**1:38.650**	43.255	202	**25.990**	**213**	**29.405**	**241**	**255**
6	1:40.116	43.465	200	27.221	213	29.430	243	255
7	2:33.230	**43.198**	**202**	39.246	63	1:10.786	59	255

43 Bouveng, SWE / Marschall, DEU — theoretical besttime: 1:39.465

Lap	Time	SE1	SP1	SE2	SP2	SE3	SP3	TSP
1	2:10.373	1:10.488	180	27.663	184	32.222	235	
2	1:42.507	45.275	198	26.892	215	30.340	239	233
3	1:40.899	44.642	201	26.235	215	30.022	**243**	245
4	**1:39.607**	43.676	**202**	26.200	**217**	**29.731**	242	256
5	1:47.474	**43.598**	**200**	**26.136**	**216**	37.740	60	**258**
6	5:26.212	4:27.402	176	27.930	165	30.880	237	
7	2:35.083	44.460	186	40.064	60	1:10.559	58	250

47 Pommer, DEU / Götz, DEU — theoretical besttime: 1:39.711

Lap	Time	SE1	SP1	SE2	SP2	SE3	SP3	TSP
1	2:29.448	1:23.088	185	27.151	205	39.209	59	
2	2:53.014	1:57.179	196	26.019	212	**29.816**	**236**	
3	**1:58.743**	44.080	196	34.531	177	40.132	235	**251**
4	1:46.897	**43.906**	**197**	26.208	213	36.783	59	249
5	6:47.194	5:35.806	197	**25.989**	**210**	45.399	59	

48 Dontje, NLD / Buhk, DEU — theoretical besttime: 1:38.070

Lap	Time	SE1	SP1	SE2	SP2	SE3	SP3	TSP
1	1:59.230	1:00.711	174	28.063	205	30.456	232	
2	1:40.463	44.072	197	26.427	211	29.964	235	246
3	1:39.474	43.614	199	26.262	211	29.598	238	251
4	1:38.365	43.180	199	25.921	**213**	29.264	**242**	252
5	1:39.173	43.477	194	26.456	212	**29.240**	240	**254**
6	**1:38.229**	**42.923**	**201**	25.978	213	29.328	240	253
7	1:38.367	43.080	199	26.002	212	29.285	240	252
8	1:38.502	43.073	201	**25.907**	**213**	29.522	238	252
9	1:46.669	43.386	200	26.177	213	37.106	59	252

50 Frey, CHE / Geipel, DEU — theoretical besttime: 1:38.017

Lap	Time	SE1	SP1	SE2	SP2	SE3	SP3	TSP
1	3:31.459	2:27.490	184	27.332	163	36.637	231	
2	1:40.803	43.865	201	**25.686**	**213**	31.252	241	246
3	**1:38.117**	43.128	**203**	25.700	212	**29.289**	**242**	254
4	1:38.183	**43.042**	203	25.827	211	29.314	242	254
5	1:48.468	43.084	200	28.571	88	36.813	238	**255**
6	1:38.451	43.288	200	25.807	213	29.356	241	251
7	1:48.198	43.433	201	25.965	206	38.800	57	254
8	4:58.599	3:02.202	79	46.704	78	1:09.693	43	

kfzteile24 Premium-Serienpartner
ADAC Vorteilsprogramm ADAC Audi Sport motorsport CAMP DAVID DEKRA Eibach
FLYERALARM KÄRCHER PIRELLI postcon RACEROOM RAVENOL Sport Bild TWIN BUSCH GERMANY
DMSB 2018 INTERNATIONAL SERIES SANCTIONED BY THE FIA

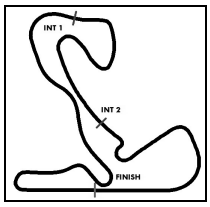

ADAC GT Masters

Sector List Free Practice 2

Provisional

Circuit Zandvoort, Length: 4307m
Air temperature: 24.3°C
Track temperature: 24.45°C
Weather condition: Dry

Reg. Nr.: KNAF 0301.18.251

Friday, August 17, 2018 17:30:00

53 Vainio, FIN / Beretta, ITA — theoretical besttime: 1:37.701

Lap	Time	SE1	SP1	SE2	SP2	SE3	SP3	TSP
1	3:32.306	2:03.715	124	36.077	147	52.514	52	
2	7:15.568	6:14.533	175	29.582	184	31.453	209	
3	1:45.683	46.324	193	27.157	208	32.202	237	228
4	**1:37.765**	43.008	199	25.661	211	**29.096**	**242**	250
5	2:04.875	**42.947**	**200**	**25.658**	**213**	56.270	57	**254**

63 Bortolotti, ITA / Caldarelli, ITA — theoretical besttime: 1:44.050

Lap	Time	SE1	SP1	SE2	SP2	SE3	SP3	TSP
1	2:33.234	1:24.498	118	33.980	104	34.756	187	
2	1:51.806	50.717	176	27.907	137	33.182	**237**	157
3	1:52.262	**45.273**	**197**	**26.670**	**211**	40.319	54	**209**
4	6:00.224	4:55.831	168	28.903	126	35.490	229	
5	**1:46.530**	47.230	185	27.193	171	**32.107**	**235**	172
6	2:17.378	46.480	189	29.641	174	1:01.257	57	190

69 Slooten, DEU / Luhr, DEU — theoretical besttime: 1:40.255

Lap	Time	SE1	SP1	SE2	SP2	SE3	SP3	TSP
1	1:59.141	59.287	167	28.351	199	31.503	231	
2	1:43.588	46.231	189	26.958	209	30.399	235	219
3	1:43.060	45.333	194	26.284	207	31.443	**238**	247
4	**1:40.751**	44.405	195	26.324	**211**	**30.022**	236	**250**
5	1:43.119	**43.998**	**196**	28.655	205	30.466	237	250
6	1:48.211	44.476	195	**26.235**	**210**	37.500	57	250
7	4:10.676	3:08.895	170	28.389	196	33.392	226	
8	2:47.660	53.576	83	48.063	73	1:06.021	51	215

82 Ineichen, CHE / Engelhart, DEU — theoretical besttime: 1:36.669

Lap	Time	SE1	SP1	SE2	SP2	SE3	SP3	TSP
1	3:27.280	2:21.086	193	30.353	157	35.841	**245**	
2	1:37.410	42.722	199	**25.459**	212	29.229	242	251
3	1:40.865	43.015	198	26.257	187	31.593	242	254
4	1:36.956	**42.406**	**202**	25.616	**213**	28.934	244	**255**
5	**1:36.871**	42.461	201	25.606	212	**28.804**	**241**	255
6	1:45.372	42.699	199	26.082	212	36.591	59	254
7	3:20.836	2:23.053	197	26.128	212	31.655	239	
8	2:59.221	1:05.399	81	47.450	80	1:06.372	40	252

84 Assenheimer, DEU / Marciello, ITA — theoretical besttime: 1:37.345

Lap	Time	SE1	SP1	SE2	SP2	SE3	SP3	TSP
1	1:52.699	55.030	177	27.255	207	30.414	235	
2	1:40.922	42.855	**201**	25.710	**213**	32.357	238	247
3	1:40.956	44.175	165	26.826	212	29.955	**240**	251
4	1:37.859	**42.608**	200	**25.581**	213	29.670	239	**252**
5	**1:37.587**	42.664	200	25.649	213	29.274	238	252
6	1:47.342	42.793	200	26.226	207	38.323	59	252
7	4:59.222	4:04.215	197	25.851	212	**29.156**	**239**	
8	3:03.678	1:12.367	77	46.968	80	1:04.343	43	252

kfzteile24 Premium-Serienpartner
ADAC Vorteilsprogramm ADAC Audi Sport motorsport CAMP DAVID DEKRA Eibach
FLYERALARM KÄRCHER PIRELLI postcon RACEROOM RAVENOL Sport Bild TWIN BUSCH GERMANY
DMSB 2018 INTERNATIONAL SERIES SANCTIONED BY THE FIA

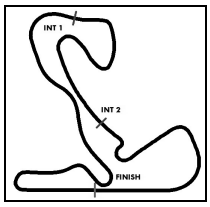

ADAC GT Masters

Top speed list Free Practice 2

Provisional

Circuit Zandvoort, Length: 4307m
Air temperature: 24.3°C
Track temperature: 24.45°C
Weather condition: Dry

Reg. Nr.: KNAF 0301.18.251

Friday, August 17, 2018 17:30:00

#	Name (NAT)	Team	Car name	Speed	Lap	Race time
43	Victor Bouveng (SWE)	BMW Team Schnitzer (DEU)	BMW M6 GT3	258.37	5	7:16.004
12	Dries Vanthoor (BEL)	EFP by TECE (DEU)	Audi R8 LMS	257.75	3	3:48.422
33	Frank Stippler (DEU)	Team ISR (CZE)	Audi R8 LMS	257.75	7	12:03.337
14	Christopher Zöchling (AUT)	MRS GT-Racing (DEU)	BMW M6 GT3	256.53	9	15:26.023
50	Rahel Frey (CHE)	YACO Racing (DEU)	Audi R8 LMS	255.92	5	8:31.203
3	Nikolaj Rogivue (CHE)	Aust Motorsport (DEU)	Audi R8 LMS	255.92	4	9:13.371
42	Mikkel Jensen (DEN)	BMW Team Schnitzer (DEU)	BMW M6 GT3	255.92	5	11:13.797
29	Christopher Mies (DEU)	Montaplast by Land-Motorsport (DEU)	Audi R8 LMS	255.92	6	12:45.261
82	Christian Engelhart (DEU)	GRT Grasser-Racing-Team (AUT)	Lamborghini Huracan GT3	255.31	4	6:48.196
25	Ricardo Feller (CHE)	BWT Mücke Motorsport (DEU)	Audi R8 LMS	255.31	5	8:35.371
24	Markus Winkelhock (DEU)	BWT Mücke Motorsport (DEU)	Audi R8 LMS	255.31	5	8:43.834
28	Kelvin van der Linde (ZAF)	Montaplast by Land-Motorsport (DEU)	Audi R8 LMS	254.71	4	6:21.643
5	Max Hofer (AUT)	Phoenix Racing (DEU)	Audi R8 LMS	254.71	7	11:15.542
35	Jimmy Eriksson (SWE)	Team Rosberg (DEU)	Lamborghini Huracan GT3	254.71	4	12:44.401
53	Aaro Vainio (FIN)	Team Rosberg (DEU)	Lamborghini Huracan GT3	254.71	5	14:13.967
48	Indy Dontje (NLD)	MANN-FILTER Team HTP Motorsport (DEU)	Mercedes-AMG GT3	254.11	5	7:00.180
1	Marvin Kirchhöfer (DEU)	Callaway Competition (DEU)	Corvette C7 GT3	254.11	4	7:27.709
20	Nicolai Sylvest (DNK)	Team ZAKSPEED BKK Mobil Oil Racing (DEU)	Mercedes-AMG GT3	254.11	6	8:50.941
9	Giorgio Maggi (CHE)	Honda Team Schubert Motorsport (DEU)	Honda NSX GT3	254.11	6	10:20.997
21	Sebastian Asch (DEU)	Team ZAKSPEED BKK Mobil Oil Racing (DEU)	Mercedes-AMG GT3	254.11	7	10:26.424
11	Elia Erhart (DEU)	EFP by TECE (DEU)	Audi R8 LMS	253.52	5	7:53.431
19	Marco Mapelli (ITA)	GRT Grasser-Racing-Team (AUT)	Lamborghini Huracan GT3	253.52	5	8:03.534
6	Ivan Lukashevich (RUS)	Phoenix Racing (DEU)	Audi R8 LMS	253.52	5	8:20.878
84	Raffaele Marciello (ITA)	AutoArenA Motorsport (DEU)	Mercedes-AMG GT3	252.92	4	5:17.236
7	Luca Ludwig (DEU)	HB Racing (AUT)	Ferrari 488 GT3	252.33	6	14:11.961
18	Adrien de Leener (BEL)	KÜS TEAM75 Bernhard (DEU)	Porsche 911 GT3 R	251.16	3	3:56.388
47	Markus Pommer (DEU)	MANN-FILTER Team HTP Motorsport (DEU)	Mercedes-AMG GT3	251.16	3	5:25.148
4	Remo Lips (CHE)	Aust Motorsport (DEU)	Audi R8 LMS	251.16	7	11:31.953
13	Claudia Hürtgen (DEU)	RWT Racing (AUT)	Corvette C7 GT3	250.58	5	8:29.381
69	Jan-Erik Slooten (DEU)	IronForce by RING POLICE (DEU)	Porsche 911 GT3 R	250.00	4	5:28.480
17	Timo Bernhard (DEU)	KÜS TEAM75 Bernhard (DEU)	Porsche 911 GT3 R	222.68	5	10:45.135
63	Mirko Bortolotti (ITA)	ORANGE1 by GRT Grasser (AUT)	Lamborghini Huracan GT3	209.30	3	4:27.861

kfzteile24 Premium-Serienpartner
ADAC Vorteilsprogramm ADAC Audi Sport motorsport CAMP DAVID DEKRA eibach
FLYERALARM KÄRCHER PIRELLI postcon RACEROOM RAVENOL Sport Bild TWIN BUSCH GERMANY
DMSB 2018 INTERNATIONAL SERIES SANCTIONED BY THE FIA

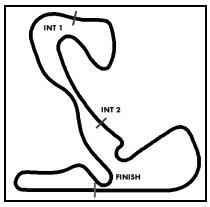

ADAC GT Masters

Pit Stops Free Practice 2

Provisional

Circuit Zandvoort, Length: 4307m
Air temperature: 24.3°C
Track temperature: 24.45°C
Weather condition: Dry

Reg. Nr.: KNAF 0301.18.251

Friday, August 17, 2018 17:30:00

Nr	Driver in	Day time in	Time in	Driver out	Day time out	Time out	Nett Time
42	Timo Scheider	17:32:12.513	2:12.188	Timo Scheider	17:33:32.772	3:32.447	1:20.259
33	Filip Salaquarda	17:32:18.133	2:17.808	Frank Stippler	17:33:34.172	3:33.847	1:16.039
47	Markus Pommer	17:32:23.678	2:23.353	Markus Pommer	17:33:39.549	3:39.224	1:15.871
24	Markus Winkelhock	17:32:26.705	2:26.380	Markus Winkelhock	17:33:42.465	3:42.140	1:15.760
1	Marvin Kirchhöfer	17:32:27.745	2:27.420	Marvin Kirchhöfer	17:33:42.891	3:42.566	1:15.146
14	Christopher Zöchling	17:32:30.572	2:30.247	Christopher Zöchling	17:33:45.974	3:45.649	1:15.402
26	Jeffrey Schmidt	17:32:32.768	2:32.443	Jeffrey Schmidt	17:33:55.159	3:54.834	1:22.391
35	Jimmy Eriksson	17:33:19.075	3:18.750	Jimmy Eriksson	17:39:09.771	9:09.446	5:50.696
53	Aaro Vainio	17:33:25.555	3:25.230	Aaro Vainio	17:38:54.641	8:54.316	5:29.086
7	Dominik Schwager	17:34:17.115	4:16.790	Luca Ludwig	17:39:12.865	9:12.540	4:55.750
4	Remo Lips	17:34:26.220	4:25.895	Remo Lips	17:34:45.255	4:44.930	19.035
42	Timo Scheider	17:35:15.971	5:15.646	Timo Scheider	17:36:31.392	6:31.067	1:15.421
29	Christopher Mies	17:35:29.527	5:29.202	Christopher Mies	17:39:24.759	9:24.434	3:55.232
26	Jeffrey Schmidt	17:35:40.565	5:40.240	Jeffrey Schmidt	17:36:55.572	6:55.247	1:15.007
17	Timo Bernhard	17:35:46.136	5:45.811	Timo Bernhard	17:38:59.204	8:58.879	3:13.068
63	Mirko Bortolotti	17:36:11.300	6:10.975	Mirko Bortolotti	17:40:15.772	10:15.447	4:04.472
42	Timo Scheider	17:38:15.646	8:15.321	Timo Scheider	17:39:31.269	9:30.944	1:15.623
26	Jeffrey Schmidt	17:38:44.100	8:43.775				
43	Victor Bouveng	17:38:55.155	8:54.830	Victor Bouveng	17:42:38.221	12:37.896	3:43.066
47	Markus Pommer	17:39:02.313	9:01.988	Markus Pommer	17:43:54.041	13:53.716	4:51.728
28	Kelvin van der Linde	17:39:37.401	9:37.076	Kelvin van der Linde	17:40:55.994	10:55.669	1:18.593
13	Claudia Hürtgen	17:40:08.390	10:08.065	Claudia Hürtgen	17:42:57.449	12:57.124	2:49.059
84	Raffaele Marciello	17:40:11.606	10:11.281	Raffaele Marciello	17:43:38.197	13:37.872	3:26.591
69	Jan-Erik Slooten	17:40:31.864	10:31.539	Jan-Erik Slooten	17:42:55.379	12:55.054	2:23.515
12	Dries Vanthoor	17:40:33.046	10:32.721	Florian Spengler	17:41:48.120	11:47.795	1:15.074
1	Marvin Kirchhöfer	17:40:44.872	10:44.547	Marvin Kirchhöfer	17:43:10.690	13:10.365	2:25.818
82	Christian Engelhart	17:41:38.868	11:38.543	Christian Engelhart	17:43:24.882	13:24.557	1:46.014
20	Nicolai Sylvest	17:42:06.713	12:06.388	Nicolai Sylvest	17:43:40.937	13:40.612	1:34.224
50	Rahel Frey	17:43:37.668	13:37.343	Rahel Frey	17:45:23.813	15:23.488	1:46.145
17	Timo Bernhard	17:44:16.492	14:16.167				
29	Christopher Mies	17:44:21.694	14:21.369				
11	Elia Erhart	17:44:33.099	14:32.774				
19	Marco Mapelli	17:44:37.806	14:37.481				
4	Remo Lips	17:44:54.893	14:54.568				
13	Claudia Hürtgen	17:45:08.659	15:08.334				
48	Indy Dontje	17:45:12.622	15:12.297				
21	Sebastian Asch	17:45:19.130	15:18.805				
20	Nicolai Sylvest	17:45:19.954	15:19.629				
47	Markus Pommer	17:45:49.550	15:49.225				
7	Luca Ludwig	17:46:06.581	16:06.256				
53	Aaro Vainio	17:46:10.225	16:09.900				
63	Mirko Bortolotti	17:46:15.575	16:15.250				
28	Kelvin van der Linde	17:46:18.576	16:18.251				
3	Nikolaj Rogivue	17:46:25.506	16:25.181				
35	Jimmy Eriksson	17:46:34.423	16:34.098				
43	Victor Bouveng	17:46:55.903	16:55.578				

kfzteile24 Premium-Serienpartner
ADAC Vorteilsprogramm
ADAC
Audi Sport
motorsport
CAMP DAVID
DEKRA
Eibach
FLYERALARM
KÄRCHER
PIRELLI
postcon
RACEROOM
RAVENOL
Sport Bild
TWIN BUSCH GERMANY
DMSB
2018 INTERNATIONAL SERIES SANCTIONED BY THE FIA

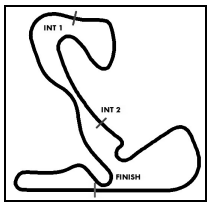

ADAC GT Masters

Pit Stops Free Practice 2

Provisional

Circuit Zandvoort, Length: 4307m
Air temperature: 24.3°C
Track temperature: 24.45°C
Weather condition: Dry

Reg. Nr.: KNAF 0301.18.251

Friday, August 17, 2018 17:30:00

Nr	Driver in	Day time in	Time in	Driver out	Day time out	Time out	Nett Time
42	Mikkel Jensen	17:46:57.229	16:56.904				
5	Max Hofer	17:46:58.677	16:58.352				
69	Jan-Erik Slooten	17:47:29.158	17:28.833				
6	Ivan Lukashevich	17:47:40.107	17:39.782				
1	Marvin Kirchhöfer	17:47:51.495	17:51.170				
82	Rolf Ineichen	17:47:56.059	17:55.734				
25	Ricardo Feller	17:48:02.487	18:02.162				
12	Florian Spengler	17:48:04.544	18:04.219				
24	Markus Winkelhock	17:48:10.926	18:10.601				
84	Raffaele Marciello	17:48:12.107	18:11.782				
33	Frank Stippler	17:48:26.621	18:26.296				
9	Giorgio Maggi	17:48:28.176	18:27.851				
14	Christopher Zöchling	17:48:31.297	18:30.972				
50	Rahel Frey	17:48:34.113	18:33.788				
18	Adrien de Leener	17:48:52.894	18:52.569				

kfzteile24 Premium-Serienpartner
ADAC Vorteilsprogramm ADAC Audi Sport autobild motorsport CAMP DAVID DEKRA eibach
FLYERALARM KÄRCHER PIRELLI postcon RACEROOM RAVENOL Sport Bild TWIN BUSCH GERMANY
DMSB 2018 INTERNATIONAL SERIES SANCTIONED BY THE FIA