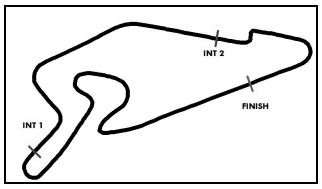

Nürburgring, Length: 3629m
Air temperature: 31.6°C
Track temperature: 35.28°C
Weather condition: Dry

ADAC Formel 4

Result List Race 2

Provisional

DMSB Reg. Nr.: DMSB 216/18

Saturday, August 4, 2018 15:45:00

started : 17 **classified : 16** **not classified : 1**

	Nr.	Drivers	Team	Laps	Total Time	Gap	Kph	Lap	Time	Kph
	Cl.	Car	Competitor							
1	2	**F.Vesti(DNK)**	**(T) Van Amersfoort Racing(NLD)**	20	**30:55.152**		140.7	9	1:27.444	149.4
		ADAC Formel 4 powered by Abarth	Van Amersfoort Racing							
2	44	**L.Zendeli(DEU)**	**(T) US Racing - CHRS(DEU)**	20	**30:56.592**	1.440	140.5	17	1:27.534	149.2
		ADAC Formel 4 powered by Abarth	US Racing - CHRS							
3	74	**E.Fittipaldi(BRA)**	**(T) PREMA Theodore Racing(ITA)**	20	**30:57.442**	2.290	140.6	10	1:27.600	149.1
		ADAC Formel 4 powered by Abarth	PREMA Theodore Racing							
4	27	**D.Schumacher(DEU)**	**US Racing - CHRS(DEU)**	20	**30:58.531**	3.379	140.6	10	1:27.626	149.0
	R	ADAC Formel 4 powered by Abarth	US Racing - CHRS							
5	21	**C.Weerts(BEL)**	**Van Amersfoort Racing(NLD)**	20	**31:02.160**	7.008	140.4	7	1:27.657	149.0
		ADAC Formel 4 powered by Abarth	Van Amersfoort Racing							
6	5	**G.Petecof(BRA)**	**PREMA Theodore Racing(ITA)**	20	**31:03.380**	8.228	140.2	20	1:27.752	148.8
	R	ADAC Formel 4 powered by Abarth	PREMA Theodore Racing							
7	4	**N.Krütten(DEU)**	**(T) ADAC Berlin-Brandenburg e.V.(DEU)**	20	**31:04.777**	9.625	140.2	12	1:27.744	148.8
	R	ADAC Formel 4 powered by Abarth	ADAC Berlin-Brandenburg e.V.							
8	26	**L.Köhler(DEU)**	**(T) ADAC Berlin-Brandenburg e.V.(DEU)**	20	**31:12.487**	17.335	139.6	10	1:28.033	148.4
	R	ADAC Formel 4 powered by Abarth	ADAC Berlin-Brandenburg e.V.							
9	64	**O.Caldwell(GBR)**	**(T) PREMA Theodore Racing(ITA)**	20	**31:16.106**	20.954	140.2	20	1:27.679	149.0
		ADAC Formel 4 powered by Abarth	PREMA Theodore Racing							
10	23	**J.Alders(NLD)**	**Van Amersfoort Racing(NLD)**	20	**31:17.143**	21.991	139.6	19	1:27.782	148.8
	R	ADAC Formel 4 powered by Abarth	Van Amersfoort Racing							
11	6	**I.Cohen(ISR)**	**ADAC Berlin-Brandenburg e.V.(DEU)**	20	**31:20.626**	25.474	139.1	12	1:28.217	148.0
	R	ADAC Formel 4 powered by Abarth	ADAC Berlin-Brandenburg e.V.							
12	22	**L.Roy(DEU)**	**Van Amersfoort Racing(NLD)**	20	**31:21.021**	25.869	139.1	10	1:28.152	148.2
		ADAC Formel 4 powered by Abarth	Van Amersfoort Racing							
13	10	**K.Lappalainen(FIN)**	**(T) KIC Driving Academy(FIN)**	20	**31:29.546**	34.394	138.3	13	1:29.211	146.4
		ADAC Formel 4 powered by Abarth	KIC Driving Academy							
14	95	**T.Beckhäuser(CZE)**	**US Racing - CHRS(DEU)**	20	**31:59.348**	1:04.196	136.4	16	1:28.787	147.1
		ADAC Formel 4 powered by Abarth	US Racing - CHRS							
15	30	**L.Lawson(NZL)**	**(T) Van Amersfoort Racing(NLD)**	20	**32:10.193**	1:15.041	135.0	8	1:27.629	149.0
		ADAC Formel 4 powered by Abarth	Van Amersfoort Racing							
16	28	**M.Wishofer(AUT)**	**(T) US Racing - CHRS(DEU)**	19	**31:34.162**	1 LAP	130.4	12	1:27.608	149.1
		ADAC Formel 4 powered by Abarth	US Racing - CHRS							
Not classified										
	33	J.Doohan(AUS)	**PREMA Theodore Racing(ITA)**	1	**2:03.685**	19LAPS				
	R	ADAC Formel 4 powered by Abarth	PREMA Theodore Racing							

Fastest lap of the race. Car 2 driver Frederik Vesti on lap 9. Time 1:27.444, average speed 149.4 km/h.

T = nominated for the Team Classification

Subject to final scrutineering!

Publication time:	Clerk of the Course: Michael Bork	Timekeeper: Steffen Ruhl

kfzteile24 Premium-Serienpartner
Audi Sport
ADAC motorsport
CAMP DAVID
DEKRA
Eibach
FLYERALARM
KÄRCHER
DMSB
2018 INTERNATIONAL SERIES
PIRELLI
postcon
RACEROOM
RAVENOL
Sport Bild
TWIN BUSCH GERMANY

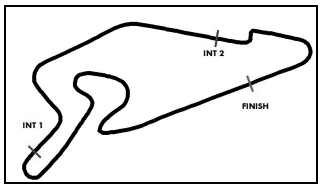

Nürburgring, Length: 3629m
Air temperature: 31.6°C
Track temperature: 35.28°C
Weather condition: Dry

ADAC Formel 4

Class Result List Race 2

Provisional

DMSB Reg. Nr.: DMSB 216/18

Saturday, August 4, 2018 15:45:00

ADAC F4 GERMANY
CERTIFIED BY FIA
POWERED BY ABARTH

started : 17 **classified : 16** **not classified : 1**

	Nr.	Drivers / Car	Team / Competitor	Laps	Total Time	Gap	Kph	Lap	Time	Kph
CLASS: Rookie										
Started: 7		**Classified: 6**	**Not Classified: 1**							
1	27	**D.Schumacher(DEU)** ADAC Formel 4 powered by Abarth	**US Racing - CHRS(DEU)** US Racing - CHRS	20	**30:58.531**		140.6	10	1:27.626	149.0
2	5	**G.Petecof(BRA)** ADAC Formel 4 powered by Abarth	**PREMA Theodore Racing(ITA)** PREMA Theodore Racing	20	**31:03.380**	4.849	140.2	20	1:27.752	148.8
3	4	**N.Krütten(DEU)** ADAC Formel 4 powered by Abarth	**ADAC Berlin-Brandenburg e.V.(DEU)** ADAC Berlin-Brandenburg e.V.	20	**31:04.777**	6.246	140.2	12	1:27.744	148.8
4	26	**L.Köhler(DEU)** ADAC Formel 4 powered by Abarth	**ADAC Berlin-Brandenburg e.V.(DEU)** ADAC Berlin-Brandenburg e.V.	20	**31:12.487**	13.956	139.6	10	1:28.033	148.4
5	23	**J.Alders(NLD)** ADAC Formel 4 powered by Abarth	**Van Amersfoort Racing(NLD)** Van Amersfoort Racing	20	**31:17.143**	18.612	139.6	19	1:27.782	148.8
6	6	**I.Cohen(ISR)** ADAC Formel 4 powered by Abarth	**ADAC Berlin-Brandenburg e.V.(DEU)** ADAC Berlin-Brandenburg e.V.	20	**31:20.626**	22.095	139.1	12	1:28.217	148.0
Not classified										
	33	J.Doohan(AUS) ADAC Formel 4 powered by Abarth	**PREMA Theodore Racing(ITA)** PREMA Theodore Racing	1	**2:03.685**	19LAPS				

Fastest lap of the class. Car 27 driver David Schumacher on lap 10. Time 1:27.626, average speed 149.0 km/h.

T = nominated for the Team Classification

Subject to final scrutineering!		
Publication time:	Clerk of the Course: Michael Bork	Timekeeper: Steffen Ruhl

kfzteile24 Premium-Serienpartner
Audi Sport
ADAC motorsport
CAMP DAVID
DEKRA
Eibach
FLYERALARM
KÄRCHER
DMSB
2018 INTERNATIONAL SERIES
PIRELLI
postcon
RACEROOM
RAVENOL
Sport Bild
TWIN BUSCH GERMANY

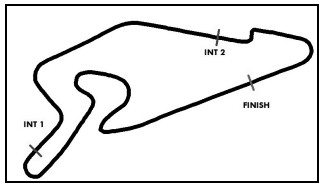

ADAC Formel 4

Lap Chart Race 2

Provisional

Nürburgring, Length: 3629 m

Saturday, August 4, 2018 15:45:00

LapCha	1	2	3	4	5	6	7	8	9	10	11	12	13	14	15	16	17	18	19	20	21	22	23	24	25	26	27	28	29	30	31	32	33	34	35	36	37	38	39	40	41	42	43	44	45
LAP 1	44	2	28	74	30	27	5	21	4	26	10	6	22	23	95	64	.33																												
LAP 2	44	2	28	74	30	27	5	21	4	26	10	6	22	23	95	64																													
LAP 3	44	2	28	74	30	27	5	21	4	26	10	6	22	23	64	95																													
LAP 4	44	2	74	27	5	21	4	30	26	10	6	22	23	64	95	.28																													
LAP 5	44	2	74	27	5	21	4	26	10	6	22	23	95	64	.30	28'																													
LAP 6	44	2	74	27	5	21	4	26	10	6	23	22	64	95	30	28'																													
LAP 7	44	2	74	27	5	21	4	26	10	6	23	22	64	.95	30	28'																													
LAP 8	44	2	74	27	5	21	4	26	6	23	64	10	22	95	30	28'																													
LAP 9	44	2	74	27	5	21	4	26	6	23	64	22	10	95	30	28'																													
LAP 10	44	2	74	27	5	21	4	26	6	23	64	22	10	95	30	28'																													
LAP 11	44	2	74	27	5	21	4	26	6	23	64	22	10	95	30	28'																													
LAP 12	44	2	74	27	5	21	4	26	6	23	64	22	10	95	30	28'																													
LAP 13	2	44	74	27	5	21	4	26	6	23	64	22	10	95	30	28'																													
LAP 14	2	44	74	27	5	21	4	26	6	23	64	22	10	95	30	28'																													
LAP 15	2	44	74	27	21	5	4	26	6	64	23	22	10	95	30	28'																													
LAP 16	2	44	74	27	21	5	4	26	6	64	23	22	10	95	30	28'																													
LAP 17	2	44	74	27	21	5	4	26	64	23	6	22	10	95	30	28'																													
LAP 18	2	44	74	27	21	5	4	26	64	23	6	22	10	95	30	28'																													
LAP 19	2	44	74	27	21	5	4	26	64	23	6	22	10	95	30	28'																													
LAP 20	2	44	74	27	21	5	4	26	64	23	6	22	10	95	30																													

.- PIT STOP '- LAP BEHIND

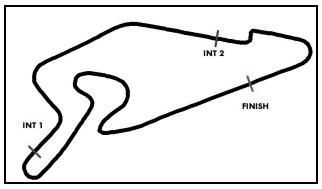

ADAC Formel 4

Sector List Race 2

Provisional

DMSB Reg. Nr.: DMSB 216/18

Saturday, August 4, 2018 15:45:00

ADAC F4 GERMANY
CERTIFIED BY FIA
POWERED BY ABARTH

Nürburgring, Length: 3629m
Air temperature: 31.6°C
Track temperature: 35.28°C
Weather condition: Dry

2 Vesti, DNK — theoretical besttime: 1:27.271

Lap	Time	SE1	SP1	SE2	SP2	SE3	SP3	TSP	Lap	Time	SE1	SP1	SE2	SP2	SE3	SP3	TSP
1	1:31.139	46.674	130	22.356	**217**	22.109	166	**217**	11	1:28.600	45.081	131	22.232	216	21.287	178	216
2	2:18.926	1:07.379	86	38.499	110	33.048	127	110	12	1:27.514	44.176	131	22.139	216	21.199	179	216
3	2:12.911	1:05.754	82	44.354	120	22.803	175	120	13	1:27.728	44.404	131	22.225	213	21.099	178	213
4	1:28.549	44.784	**132**	22.545	215	21.220	178	215	14	1:27.466	44.143	131	22.255	212	21.068	178	212
5	1:28.031	44.498	131	22.369	217	21.164	178	217	15	1:27.557	44.149	130	22.336	212	21.072	177	212
6	1:27.748	44.314	130	22.213	216	21.221	178	216	16	1:27.473	**44.136**	**130**	22.132	214	21.205	176	214
7	1:27.992	44.493	130	22.218	216	21.281	177	216	17	1:27.561	44.247	130	22.188	213	21.126	177	213
8	1:27.713	44.346	130	22.195	216	21.172	178	216	18	1:27.799	44.389	131	22.299	214	21.111	177	214
9	**1:27.444**	44.159	131	22.184	216	21.101	**179**	216	19	1:27.555	44.254	131	22.277	213	**21.024**	**178**	213
10	1:27.771	44.324	130	**22.111**	217	21.336	177	217	20	1:27.675	44.249	130	22.301	215	21.125	178	215

4 Krütten, DEU — theoretical besttime: 1:27.627

Lap	Time	SE1	SP1	SE2	SP2	SE3	SP3	TSP	Lap	Time	SE1	SP1	SE2	SP2	SE3	SP3	TSP
1	1:34.631	49.320	129	22.755	215	22.556	142	215	11	1:28.098	44.578	133	22.338	214	21.182	177	214
2	2:21.828	1:08.456	93	39.408	102	33.964	89	102	12	**1:27.744**	44.419	131	22.309	213	21.016	178	213
3	2:08.784	1:03.803	114	42.025	134	22.956	175	134	13	1:28.007	44.495	131	22.376	212	21.136	177	212
4	1:31.120	45.731	129	23.071	**219**	22.318	176	**219**	14	1:28.038	44.489	133	22.424	213	21.125	178	213
5	1:28.564	44.788	130	22.464	217	21.312	178	217	15	1:27.986	**44.370**	**129**	22.447	213	21.169	177	213
6	1:27.964	44.605	129	22.294	216	21.065	178	216	16	1:27.903	44.443	131	22.298	215	21.162	177	215
7	1:27.770	44.513	131	**22.278**	215	**20.979**	176	215	17	1:28.159	44.653	130	22.340	216	21.166	178	216
8	1:27.842	44.383	131	22.323	214	21.136	176	214	18	1:28.388	44.688	131	22.436	213	21.264	177	213
9	1:28.123	44.606	130	22.315	214	21.202	177	214	19	1:28.010	44.473	131	22.349	213	21.188	178	213
10	1:27.877	44.442	131	22.296	215	21.139	177	215	20	1:27.941	44.477	129	22.380	215	21.084	179	215

5 Petecof, BRA — theoretical besttime: 1:27.595

Lap	Time	SE1	SP1	SE2	SP2	SE3	SP3	TSP	Lap	Time	SE1	SP1	SE2	SP2	SE3	SP3	TSP
1	1:34.050	48.962	127	22.785	**218**	22.303	136	**218**	11	1:28.013	44.460	130	22.403	212	21.150	174	212
2	2:20.708	1:07.674	93	39.347	105	33.687	100	105	12	1:27.783	**44.360**	**128**	22.347	212	21.076	175	212
3	2:09.831	1:04.294	114	42.556		22.981	177		13	1:28.041	44.495	129	22.407	211	21.139	179	211
4	1:30.479				216	21.461	175	216	14	1:28.058	44.429	128	22.410	211	21.219	173	211
5	1:28.076	44.650	129	22.328	215	21.098	175	215	15	1:29.059	45.369	128	22.501	213	21.189	179	213
6	1:27.984	44.590	129	22.318	215	21.076	179	215	16	1:28.081	44.501	128	22.456	213	21.124	174	213
7	1:27.885	44.496	**130**	**22.261**	214	21.128	174	214	17	1:28.058	44.496	127	22.430	213	21.132	179	213
8	1:27.925	44.476	128	22.390	212	21.059	178	212	18	1:27.941	44.465	128	22.354	213	21.122	178	213
9	1:27.873	44.511	128	22.294	214	21.068	177	214	19	1:27.888	44.431	127	22.388	212	21.069	175	212
10	1:27.895	44.629	129	22.292	213	**20.974**	179	213	20	**1:27.752**	44.422	128	22.328	214	21.002	180	214

6 Cohen, ISR — theoretical besttime: 1:28.176

Lap	Time	SE1	SP1	SE2	SP2	SE3	SP3	TSP	Lap	Time	SE1	SP1	SE2	SP2	SE3	SP3	TSP
1	1:36.706	51.088	129	22.816	214	22.802	130	214	11	1:28.375	44.634	131	22.413	211	21.328	177	211
2	2:22.263	1:08.870	84	39.313	102	34.080	107	102	12	**1:28.217**	**44.533**	**131**	22.355	212	21.329	177	212
3	2:07.389	1:03.395	116	40.886	144	23.108	176	144	13	1:28.642	44.658	132	22.449	211	21.535	177	211
4	1:30.980	45.723	129	22.932	216	22.325	177	216	14	1:28.426	44.607	131	22.479	210	21.340	175	210
5	1:29.712	45.384	130	22.539	**218**	21.789	**179**	**218**	15	1:29.252	45.056	131	22.567	210	21.629	176	210
6	1:29.723	45.709	125	22.617	214	21.397	177	214	16	1:28.860	44.899	131	22.536	210	21.425	176	210
7	1:29.110	45.030	130	22.432	216	21.648	178	216	17	1:30.618	45.961	129	22.938	213	21.719	177	213
8	1:29.145	45.127	130	22.506	210	21.512	175	210	18	1:29.097	44.903	130	22.698	211	21.496	176	211
9	1:28.500	44.814	131	**22.346**	213	21.340	176	213	19	1:28.632	44.829	129	22.506	213	**21.297**	**177**	213
10	1:28.580	44.881	131	22.365	212	21.334	176	212	20	1:28.399	44.656	130	22.407	215	21.336	179	215

10 Lappalainen, FIN — theoretical besttime: 1:29.013

Lap	Time	SE1	SP1	SE2	SP2	SE3	SP3	TSP	Lap	Time	SE1	SP1	SE2	SP2	SE3	SP3	TSP
1	1:35.905	50.701	128	22.832	212	22.372	139	212	11	1:29.289	45.178	130	22.638	211	21.473	176	211
2	2:22.243	1:09.019	82	39.380	100	33.844	98	100	12	1:29.286	45.040	130	22.648	210	21.598	175	210
3	2:07.844	1:03.470	106	41.429	137	22.945	176	137	13	**1:29.211**	45.116	130	22.621	208	21.474	176	208
4	1:30.905	45.781	126	22.873	**215**	22.251	**177**	**215**	14	1:29.441	45.079	130	22.893	208	21.469	176	208
5	1:30.085	45.480	129	22.730	215	21.875	175	215	15	1:29.251	45.072	130	22.660	210	21.519	176	210
6	1:29.355	45.337	130	**22.529**	214	21.489	177	214	16	1:29.239	45.048	131	22.728	210	**21.463**	**176**	210
7	1:29.419	**45.021**	130	22.636	213	21.762	175	213	17	1:29.325	45.109	129	22.741	209	21.475	176	209
8	1:30.834	46.008	128	22.737	212	22.089	175	212	18	1:29.513	45.291	129	22.716	209	21.506	175	209
9	1:29.860	45.603	129	22.742	212	21.515	175	212	19	1:29.569	45.209	130	22.801	209	21.559	175	209
10	1:29.474	45.315	130	22.602	212	21.557	175	212	20	1:29.498	45.199	130	22.677	212	21.622	176	212

kfzteile24 Premium-Serienpartner
Audi Sport
ADAC motorsport
CAMP DAVID
DEKRA
Eibach
FLYERALARM
KÄRCHER
DMSB
2018 INTERNATIONAL SERIES
PIRELLI
postcon
RACEROOM
RAVENOL
Sport Bild
TWIN BUSCH GERMANY

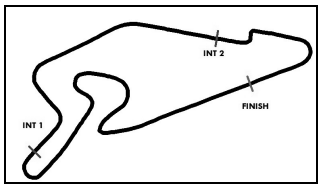

ADAC Formel 4

Sector List Race 2

Provisional

DMSB Reg. Nr.: DMSB 216/18

Saturday, August 4, 2018 15:45:00

ADAC F4 GERMANY
CERTIFIED BY FIA
POWERED BY ABARTH

Nürburgring, Length: 3629m
Air temperature: 31.6°C
Track temperature: 35.28°C
Weather condition: Dry

21 Weerts, BEL — theoretical besttime: 1:27.568

Lap	Time	SE1	SP1	SE2	SP2	SE3	SP3	TSP	Lap	Time	SE1	SP1	SE2	SP2	SE3	SP3	TSP
1	1:34.389	48.419	126	22.959	213	23.011	132	213	11	1:27.972	44.458	130	22.332	216	21.182	178	216
2	2:21.420	1:07.859	101	39.418	104	34.143	82	104	12	1:27.705	44.431	130	**22.225**	**216**	21.049	179	216
3	2:08.927	1:03.713	117	42.584	133	22.630	177	133	13	1:28.017	44.561	129	22.411	215	21.045	180	215
4	1:31.042	45.838	130	23.339	**218**	21.865	177	**218**	14	1:27.965	44.534	129	22.334	215	21.097	179	215
5	1:28.423	44.683	130	22.491	216	21.249	178	216	15	1:27.905	44.602	130	22.241	213	21.062	178	213
6	1:27.964	44.542	**130**	22.284	216	21.138	178	216	16	1:27.715	44.429	130	22.334	213	20.952	177	213
7	**1:27.657**	44.482	130	22.227	216	**20.948**	178	216	17	1:27.877	**44.395**	**130**	22.369	213	21.113	177	213
8	1:27.830	44.467	130	22.256	216	21.107	178	216	18	1:27.934	44.536	130	22.331	213	21.067	178	213
9	1:27.851	44.484	130	22.290	216	21.077	178	216	19	1:27.928	44.460	130	22.373	213	21.095	178	213
10	1:27.762	44.460	130	22.328	216	20.974	179	216	20	1:27.877	44.433	130	22.294	214	21.150	178	214

22 Roy, DEU — theoretical besttime: 1:28.108

Lap	Time	SE1	SP1	SE2	SP2	SE3	SP3	TSP	Lap	Time	SE1	SP1	SE2	SP2	SE3	SP3	TSP
1	1:37.076	51.804	126	22.836	213	22.436	137	213	11	1:28.428	44.607	129	22.544	216	21.277	178	216
2	2:22.547	1:08.828	97	39.339	103	34.380	110	103	12	1:28.215	44.573	131	22.435	216	**21.207**	**179**	216
3	2:07.047	1:03.331	116	40.492	147	23.224	176	147	13	1:28.484	**44.563**	**130**	22.564	213	21.357	178	213
4	1:30.874	45.675	127	22.690	**219**	22.509	180	**219**	14	1:28.696	44.668	130	22.620	215	21.408	176	215
5	1:29.946	45.491	126	22.728	216	21.727	179	216	15	1:28.625	44.744	130	22.533	215	21.348	179	215
6	1:30.270	46.364	124	22.478	219	21.428	177	219	16	1:29.098	45.041	130	22.709	214	21.348	178	214
7	1:28.700	44.774	129	22.469	216	21.457	178	216	17	1:29.752	44.970	131	22.830	215	21.952	177	215
8	1:30.488	45.474	130	22.669	208	22.345	178	208	18	1:29.324	45.616	131	22.435	215	21.273	178	215
9	1:28.459	44.890	130	22.344	215	21.225	177	215	19	1:28.515	44.644	129	22.529	216	21.342	178	216
10	**1:28.152**	44.596	131	**22.338**	215	21.218	177	215	20	1:28.325	44.641	132	22.475	217	21.209	180	217

23 Alders, NLD — theoretical besttime: 1:27.779

Lap	Time	SE1	SP1	SE2	SP2	SE3	SP3	TSP	Lap	Time	SE1	SP1	SE2	SP2	SE3	SP3	TSP
1	1:39.842	53.019	124	23.598	210	23.225	143	210	11	1:28.407	44.957	130	22.278	214	21.172	177	214
2	2:20.710	1:06.725	108	39.609	111	34.376	106	111	12	1:28.180	44.662	131	22.404	214	21.114	178	214
3	2:06.641	1:02.921	125	40.272	152	23.448	175	152	13	1:28.884	44.551	130	22.349	216	21.984	176	216
4	1:30.889	45.540	129	22.585	**218**	22.764	176	**218**	14	1:28.572	44.752	131	22.561	212	21.259	177	212
5	1:29.734	45.494	130	22.513	216	21.727	177	216	15	1:29.101	44.651	129	22.394	215	22.056	176	215
6	1:29.546	45.858	129	22.390	214	21.298	177	214	16	1:28.881	45.153	129	22.353	214	21.375	176	214
7	1:28.814	44.820	129	22.438	216	21.556	177	216	17	1:28.762	45.064	129	22.510	215	21.188	177	215
8	1:29.128	45.365	129	22.391	214	21.372	177	214	18	1:28.052	44.540	130	22.352	215	21.160	178	215
9	1:28.612	45.045	131	22.263	215	21.304	177	215	19	**1:27.782**	44.420	131	**22.251**	**214**	**21.111**	**178**	214
10	1:28.634	44.913	127	22.423	214	21.298	177	214	20	1:27.972	**44.417**	**131**	22.294	216	21.261	179	216

26 Köhler, DEU — theoretical besttime: 1:27.972

Lap	Time	SE1	SP1	SE2	SP2	SE3	SP3	TSP	Lap	Time	SE1	SP1	SE2	SP2	SE3	SP3	TSP
1	1:35.356	49.771	130	22.725	215	22.860	132	215	11	1:28.371	44.618	130	22.440	212	21.313	176	212
2	2:21.929	1:08.554	77	39.595	91	33.780	98	91	12	1:28.137	44.567	131	22.378	212	21.192	176	212
3	2:08.426	1:03.658	111	41.678	134	23.090	175	134	13	1:28.209	44.599	130	22.422	211	21.188	176	211
4	1:31.025	45.517	129	23.043	**217**	22.465	174	**217**	14	1:28.430	44.660	130	22.512	210	21.258	177	210
5	1:29.088	45.076	128	22.372	216	21.640	177	216	15	1:28.370	44.702	128	22.507	210	21.161	177	210
6	1:28.443	44.779	131	22.325	214	21.339	177	214	16	1:28.451	44.641	130	22.519	211	21.291	176	211
7	1:28.128	44.650	**133**	22.305	213	21.173	176	213	17	1:28.477	44.652	131	22.446	212	21.379	176	212
8	1:28.067	44.621	132	**22.288**	212	**21.158**	176	212	18	1:28.431	44.753	132	22.456	211	21.222	176	211
9	1:28.230	44.583	131	22.339	213	21.308	176	213	19	1:28.769	44.697	130	22.587	211	21.485	177	211
10	**1:28.033**	**44.526**	131	22.325	212	21.182	176	212	20	1:30.117	45.204	128	22.677	210	22.236	176	210

27 Schumacher, DEU — theoretical besttime: 1:27.533

Lap	Time	SE1	SP1	SE2	SP2	SE3	SP3	TSP	Lap	Time	SE1	SP1	SE2	SP2	SE3	SP3	TSP
1	1:33.750	48.330	121	23.240	**215**	22.180	146	**215**	11	1:27.678	**44.357**	**130**	**22.199**	**215**	21.122	177	215
2	2:20.319	1:07.491	84	39.241	103	33.587	110	103	12	1:27.872	44.462	132	22.320	214	21.090	179	214
3	2:09.992	1:04.321	108	43.074	129	22.597	177	129	13	1:27.992	44.583	131	22.315	214	21.094	179	214
4	1:29.180	45.540	130	22.410	214	21.230	179	214	14	1:27.911	44.410	130	22.323	213	21.178	178	213
5	1:27.976	44.580	131	22.306	215	21.090	**179**	215	15	1:27.741	44.468	130	22.247	213	21.026	178	213
6	1:27.950	44.471	130	22.359	215	21.120	178	215	16	1:27.847	44.478	131	22.341	213	21.028	178	213
7	1:27.892	44.568	130	22.313	213	21.011	177	213	17	1:27.754	44.378	131	22.342	213	21.034	178	213
8	1:27.847	44.457	130	22.304	213	21.086	177	213	18	1:27.752	44.409	130	22.290	214	21.053	178	214
9	1:27.647	44.427	131	22.243	213	**20.977**	178	213	19	1:27.888	44.488	131	22.340	213	21.060	179	213
10	**1:27.626**	44.424	130	22.224	213	20.978	178	213	20	1:27.917	44.528	130	22.311	214	21.078	175	214

kfzteile24 Premium-Serienpartner
Audi Sport
ADAC motorsport
CAMP DAVID
DEKRA
Eibach
FLYERALARM
KÄRCHER
PIRELLI
postcon
RACEROOM
RAVENOL
Sport Bild
TWIN BUSCH GERMANY
DMSB
2018 INTERNATIONAL SERIES SANCTIONED BY THE FIA

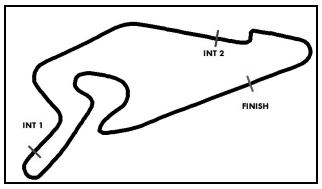

ADAC Formel 4

Sector List Race 2

Provisional

DMSB Reg. Nr.: DMSB 216/18

Saturday, August 4, 2018 15:45:00

ADAC F4 GERMANY
CERTIFIED BY FIA
POWERED BY ABARTH

Nürburgring, Length: 3629m
Air temperature: 31.6°C
Track temperature: 35.28°C
Weather condition: Dry

28 Wishofer, AUT — theoretical besttime: 1:27.416

Lap	Time	SE1	SP1	SE2	SP2	SE3	SP3	TSP	Lap	Time	SE1	SP1	SE2	SP2	SE3	SP3	TSP
1	1:31.740	46.971	129	22.526	**214**	22.243	146	**214**	11	1:27.834	**44.310**	**131**	22.237	212	21.287	177	212
2	2:20.026	1:07.593	83	38.522	122	33.911	126	122	12	**1:27.608**	44.335	130	**22.156**	**212**	21.117	178	212
3	2:11.527	1:04.518	80	44.120	122	22.889	175	122	13	1:28.688	44.478	129	22.729	211	21.481	176	211
4	2:11.947	52.152	59	40.226	115	39.569	49	115	14	1:28.900	44.918	130	22.549	211	21.433	177	211
5	2:32.375	1:48.554	128	22.662	209	21.159	176	209	15	1:29.980	45.565	128	22.991	210	21.424	177	210
6	1:27.640	44.520	131	22.170	213	**20.950**	177	213	16	1:29.237	45.236	128	22.512	212	21.489	177	212
7	1:31.494	44.349	**131**	23.039	211	24.106	176	211	17	1:30.291	45.827	128	22.949	210	21.515	177	210
8	1:28.795	44.788	131	22.541	211	21.466	176	211	18	1:30.352	45.924	128	22.873	210	21.555	177	210
9	1:28.452	44.585	130	22.409	211	21.458	176	211	19	1:28.805	44.669	130	22.459	213	21.677	176	213
10	1:28.471	44.702	130	22.482	211	21.287	177	211									

30 Lawson, NZL — theoretical besttime: 1:27.479

Lap	Time	SE1	SP1	SE2	SP2	SE3	SP3	TSP	Lap	Time	SE1	SP1	SE2	SP2	SE3	SP3	TSP
1	1:32.515	48.118	126	22.502	**218**	21.895	141	**218**	11	1:27.665	**44.240**	**131**	22.351	212	21.074	178	212
2	2:20.959	1:08.238	88	39.163	103	33.558	109	103	12	1:27.797	44.288	131	22.304	212	21.205	178	212
3	2:10.271	1:04.374	95	43.112	131	22.785	177	131	13	1:27.996	44.342	131	22.396	211	21.258	179	211
4	1:32.843	46.328	122	23.606	216	22.909	177	216	14	1:27.913	44.249	131	22.392	212	21.272	178	212
5	1:39.302	49.251	124	23.239	214	26.812	53	214	15	1:28.124	44.333	130	22.450	212	21.341	178	212
6	2:13.942	1:30.313	131	22.301	212	21.328	177	212	16	1:28.483	44.433	130	22.471	211	21.579	177	211
7	1:27.920	44.391	**132**	22.303	212	21.226	177	212	17	1:28.858	44.679	131	22.435	213	21.744	177	213
8	**1:27.629**	44.246	131	**22.249**	213	21.134	177	213	18	1:29.486	44.960	131	22.516	212	22.010	177	212
9	1:27.904	44.523	132	22.391	213	**20.990**	178	213	19	1:31.073	46.051	128	22.741	213	22.281	177	213
10	1:27.818	44.333	130	22.349	212	21.136	178	212	20	1:31.695	45.508	129	22.911	207	23.276	157	207

33 Doohan, AUS — theoretical besttime:

Lap	Time	SE1	SP1	SE2	SP2	SE3	SP3	TSP
1	2:03.685	55.911	**84**	31.248	173	36.526	52	173

44 Zendeli, DEU — theoretical besttime: 1:27.391

Lap	Time	SE1	SP1	SE2	SP2	SE3	SP3	TSP	Lap	Time	SE1	SP1	SE2	SP2	SE3	SP3	TSP
1	1:30.740	46.252	131	22.565	212	21.923	162	212	11	1:28.509	45.116	131	22.297	212	21.096	178	212
2	2:18.254	1:06.913	88	38.563	110	32.778	127	110	12	1:27.604	**44.137**	**131**	22.355	212	21.112	178	212
3	2:12.880	1:05.658	92	44.965	123	22.257	177	123	13	1:28.659	45.169	129	22.402	213	21.088	179	213
4	1:28.783	44.800	130	22.562	212	21.421	177	212	14	1:27.668	44.219	131	22.386	212	21.063	178	212
5	1:28.401	44.749	**132**	22.399	213	21.253	178	213	15	1:27.666	44.207	132	22.336	212	21.123	177	212
6	1:27.803	44.423	130	22.301	213	21.079	177	213	16	1:27.724	44.258	130	22.366	213	21.100	178	213
7	1:28.044	44.381	131	22.510	212	21.153	177	212	17	**1:27.534**	44.198	130	22.287	213	21.049	178	213
8	1:27.589	44.335	130	**22.281**	211	**20.973**	177	211	18	1:27.726	44.300	130	22.350	214	21.076	177	214
9	1:27.573	44.177	132	22.314	211	21.082	177	211	19	1:27.790	44.328	131	22.351	213	21.111	178	213
10	1:27.835	44.282	130	22.328	212	21.225	177	212	20	1:27.810	44.307	131	22.312	214	21.191	170	**214**

64 Caldwell, GBR — theoretical besttime: 1:27.676

Lap	Time	SE1	SP1	SE2	SP2	SE3	SP3	TSP	Lap	Time	SE1	SP1	SE2	SP2	SE3	SP3	TSP
1	1:46.179	59.700	**129**	22.816	213	23.663	150	213	11	1:28.633	45.010	129	22.521	215	21.102	179	215
2	2:15.783	1:01.949	105	39.465	112	34.369	122	112	12	1:28.223	44.610	128	22.491	215	21.122	179	215
3	2:05.727	1:02.725	124	39.577	155	23.425	175	155	13	1:28.514	44.548	128	22.424	214	21.542	180	214
4	1:30.591	45.489	126	22.553	**219**	22.549	178	**219**	14	1:28.807	44.916	128	22.545	215	21.346	180	215
5	1:30.057	46.331	127	22.381	218	21.345	180	218	15	1:28.604	44.806	127	22.458	214	21.340	177	214
6	1:29.790	45.789	127	22.596	216	21.405	174	216	16	1:28.637	44.766	129	22.441	215	21.430	179	215
7	1:28.585	44.748	128	22.509	217	21.328	180	217	17	1:28.649	45.218	128	22.435	212	20.996	178	212
8	1:29.082	45.455	127	22.449	214	21.178	175	214	18	1:27.861	44.474	128	22.364	213	21.023	178	213
9	1:28.371	44.867	127	**22.319**	217	21.185	180	217	19	1:27.780	44.391	128	22.338	213	21.051	179	213
10	1:28.554	45.001	127	22.326	217	21.227	180	217	20	**1:27.679**	**44.386**	**128**	22.322	214	**20.971**	**181**	214

74 Fittipaldi, BRA — theoretical besttime: 1:27.455

Lap	Time	SE1	SP1	SE2	SP2	SE3	SP3	TSP	Lap	Time	SE1	SP1	SE2	SP2	SE3	SP3	TSP
1	1:32.170	47.832	126	22.554	214	21.784	146	214	11	1:28.486	44.949	128	22.352	216	21.185	181	216
2	2:20.219	1:07.513	87	39.161	112	33.545	119	112	12	1:27.790	44.460	129	22.308	215	21.022	181	215
3	2:11.033	1:04.522	100	43.817	124	22.694	179	124	13	1:28.129	44.561	128	22.344	216	21.224	176	216
4	1:28.603	44.941	129	22.514	216	21.148	176	216	14	1:27.633	**44.239**	**128**	22.303	215	21.091	177	215
5	1:27.963	44.554	129	22.272	**217**	21.137	175	**217**	15	1:27.861	44.527	129	22.286	215	21.048	180	215
6	1:27.860	44.416	129	22.300	216	21.144	175	216	16	1:27.656	44.270	127	22.348	215	21.038	175	215
7	1:27.859	44.493	127	22.316	216	21.050	175	216	17	1:27.706	44.374	129	22.308	215	21.024	180	215
8	1:27.784	44.362	129	22.338	215	21.084	175	215	18	1:27.699	44.405	128	22.319	215	**20.975**	**176**	215
9	1:27.602	44.336	129	22.245	216	21.021	180	216	19	1:27.857	44.335	128	22.314	214	21.208	180	214

kfzteile24 Premium-Serienpartner
Audi Sport
ADAC motorsport
CAMP DAVID
DEKRA
Eibach
FLYERALARM
KÄRCHER
PIRELLI
postcon
RACEROOM
RAVENOL
Sport Bild
TWIN BUSCH GERMANY
DMSB
2018 INTERNATIONAL SERIES SANCTIONED BY THE FIA

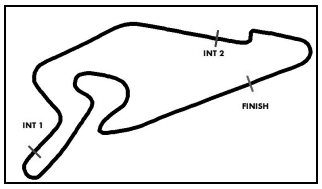

Nürburgring, Length: 3629m
Air temperature: 31.6°C
Track temperature: 35.28°C
Weather condition: Dry

ADAC Formel 4

Sector List Race 2

Provisional

DMSB Reg. Nr.: DMSB 216/18

Saturday, August 4, 2018 15:45:00

Lap	Time	SE1	SP1	SE2	SP2	SE3	SP3	TSP	Lap	Time	SE1	SP1	SE2	SP2	SE3	SP3	TSP
10	**1:27.600**	44.311	128	**22.241**	215	21.048	175	215	20	1:27.932	44.465	129	22.389	215	21.078	181	215

95 Beckhäuser, CZE

theoretical besttime: 1:28.406

1	1:40.647	53.395	123	23.298	214	23.954	137	214	11	1:28.997	45.049	130	22.453	210	21.495	176	210
2	2:20.692	1:06.448	120	39.865	116	34.379	110	116	12	1:29.470	45.366	129	22.558	210	21.546	175	210
3	2:06.423	1:02.813	125	39.923	153	23.687	174	153	13	1:29.753	45.454	129	22.698	208	21.601	176	208
4	1:30.936	45.842	128	22.620	216	22.474	174	216	14	1:29.884	45.651	128	22.723	209	21.510	175	209
5	1:29.344	45.501	130	**22.293**	**217**	21.550	**178**	**217**	15	1:29.125	45.033	129	22.491	210	21.601	175	210
6	1:30.483	46.519	128	22.609	215	21.355	177	215	16	**1:28.787**	44.960	129	22.574	209	**21.253**	**176**	209
7	1:34.097	**44.860**	129	22.403	215	26.834	56	215	17	1:30.418	45.746	128	22.935	210	21.737	175	210
8	1:47.803	1:03.386	130	22.726	209	21.691	175	209	18	1:30.198	45.739	130	22.709	209	21.750	176	209
9	1:30.790	45.938	127	22.973	209	21.879	173	209	19	1:30.191	45.225	128	23.007	209	21.959	175	209
10	1:29.950	45.595	129	22.663	209	21.692	176	209	20	1:31.360	46.011	127	22.891	210	22.458	163	210

kfzteile24 Premium-Serienpartner
Audi Sport
motorsport
CAMP DAVID
DEKRA
Eibach
FLYERALARM
KÄRCHER
DMSB
2018 INTERNATIONAL SERIES
PIRELLI
postcon
RACEROOM
RAVENOL
Sport Bild
TWIN BUSCH GERMANY

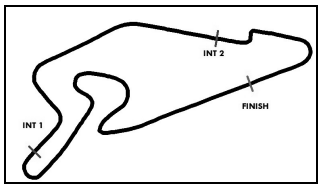

Nürburgring, Length: 3629m
Air temperature: 31.6°C
Track temperature: 35.28°C
Weather condition: Dry

ADAC Formel 4

Top speed list Race 2

Provisional

DMSB Reg. Nr.: DMSB 216/18

Saturday, August 4, 2018 15:45:00

#	Name (NAT)	Team	Car name	Speed	Lap	Race time
22	Lucas Alecco Roy (DEU)	Van Amersfoort Racing (NLD)	ADAC Formel 4 powered by Abarth	219.51	4	7:15.035
64	Oliver Caldwell (GBR)	PREMA Theodore Racing (ITA)	ADAC Formel 4 powered by Abarth	219.51	4	7:15.731
4	Niklas Krütten (DEU)	ADAC Berlin-Brandenburg e.V. (DEU)	ADAC Formel 4 powered by Abarth	219.06	4	7:14.045
30	Liam Lawson (NZL)	Van Amersfoort Racing (NLD)	ADAC Formel 4 powered by Abarth	218.62	1	1:10.620
23	Joey Alders (NLD)	Van Amersfoort Racing (NLD)	ADAC Formel 4 powered by Abarth	218.62	4	7:15.318
6	Ido Cohen (ISR)	ADAC Berlin-Brandenburg e.V. (DEU)	ADAC Formel 4 powered by Abarth	218.62	5	8:45.261
5	Gianluca Petecof (BRA)	PREMA Theodore Racing (ITA)	ADAC Formel 4 powered by Abarth	218.18	1	1:11.747
21	Charles Weerts (BEL)	Van Amersfoort Racing (NLD)	ADAC Formel 4 powered by Abarth	218.18	4	7:13.913
74	Enzo Fittipaldi (BRA)	PREMA Theodore Racing (ITA)	ADAC Formel 4 powered by Abarth	217.74	5	8:38.851
2	Frederik Vesti (DNK)	Van Amersfoort Racing (NLD)	ADAC Formel 4 powered by Abarth	217.30	1	1:09.030
26	Leon Köhler (DEU)	ADAC Berlin-Brandenburg e.V. (DEU)	ADAC Formel 4 powered by Abarth	217.30	4	7:14.271
95	Tom Beckhäuser (CZE)	US Racing - CHRS (DEU)	ADAC Formel 4 powered by Abarth	217.30	5	8:46.492
27	David Schumacher (DEU)	US Racing - CHRS (DEU)	ADAC Formel 4 powered by Abarth	215.56	1	1:11.570
10	Konsta Lappalainen (FIN)	KIC Driving Academy (FIN)	ADAC Formel 4 powered by Abarth	215.13	4	7:14.646
44	Lirim Zendeli (DEU)	US Racing - CHRS (DEU)	ADAC Formel 4 powered by Abarth	214.71	20	30:35.401
28	Mick Wishofer (AUT)	US Racing - CHRS (DEU)	ADAC Formel 4 powered by Abarth	214.28	1	1:09.497

kfzteile24 Premium-Serienpartner
Audi Sport
ADAC motorsport
CAMP DAVID
DEKRA
Eibach
FLYERALARM
KÄRCHER
DMSB
2018 INTERNATIONAL SERIES
PIRELLI
postcon
RACEROOM
RAVENOL
Sport Bild
TWIN BUSCH