



Autodromo Nazionale Monza
Euroformula Open
Qualifying - 1
Provisional Results



Clas	Nº	Entrant	Nat	Driver	Nat	Cat	Clas	Chassis	Team	Laps	Best	Time	Gap	Interval	Km/h
1	10	RACE	ESP	Bent Viscaal	NLD	R	1	Dallara F312	Teo Martin Motorsport	14	13	1:46.153			196.4
2	18	Campos Racing	ESP	Marcos Siebert	ARG			Dallara F312	Campos Racing	13	6	1:46.223	0.070	0.070	196.3
3	4	RP Motorsport	ITA	Felipe Drugovich	BRA			Dallara F312	RP Motorsport	14	5	1:46.278	0.125	0.055	196.2
4	8	Drivex School	ESP	Lukas Dunner	AUT	R	2	Dallara F312	Drivex School	13	12	1:46.324	0.171	0.046	196.1
5	21	Fortec Motorsport	GBR	Calan Williams	AUS			Dallara F312	Fortec Motorsport	14	13	1:46.384	0.231	0.060	196.0
6	3	RP Motorsport	ITA	Leonardo Lorandi	ITA	R	3	Dallara F312	RP Motorsport	14	7	1:46.501	0.348	0.117	195.8
7	34	Carlin Motorsport	GBR	Matheus Iorio	BRA			Dallara F312	Carlin Motorsport	13	7	1:46.603	0.450	0.102	195.6
8	11	Campos Racing	ESP	Alex Karkosik	POL			Dallara F312	Campos Racing	13	12	1:46.732	0.579	0.129	195.3
9	1	RP Motorsport	ITA	Kaylen Frederick	USA	R	4	Dallara F312	RP Motorsport	14	8	1:46.743	0.590	0.011	195.3
10	28	Carlin Motorsport	GBR	Cameron Das	USA			Dallara F312	Carlin Motorsport	9	8	1:47.422	1.269	0.679	194.1
11	5	Carlin Motorsport	GBR	Dev Gore	USA	R	5	Dallara F312	Carlin Motorsport	16	15	1:47.464	1.311	0.042	194.0
12	51	RACE	ESP	Aldo Festante	ITA	R	6	Dallara F312	Teo Martin Motorsport	13	12	1:47.607	1.454	0.143	193.8
13	12	Drivex School	ESP	Christian Hahn	BRA			Dallara F312	Drivex School	14	13	1:47.764	1.611	0.157	193.5
14	77	RP Motorsport	ITA	Guilherme Samaia	BRA			Dallara F312	RP Motorsport	2	2	20:58.619	19:12.4	19:10.8	16.5

CAR 4 TIME 1:49.654 DISALLOWED TRACK LIMITS AT T 1


CAR 4 TIME 1:45.972 DISALLOWED TRACK LIMITS AT T 11

Published at:.....

Track Temp: 35.6 °C Air Temp: 24.0 °C Humidity: 71 % Track Status: DRY

Stewards:	Race Director:	Timekeeper:





Autodromo Nazionale Monza
Euroformula Open
Qualifying - 1
Provisional Results by Class



Clas	Nº	Entrant	Nat	Driver	Nat	Cat	Clas	Chassis	Team	Laps	Best	Time	Gap	Interval	Km/h
1	18	Campos Racing	ESP	Marcos Siebert	ARG			Dallara F312	Campos Racing	13	6	1:46.223			196.3
2	4	RP Motorsport	ITA	Felipe Drugovich	BRA			Dallara F312	RP Motorsport	14	5	1:46.278	0.055	0.055	196.2
3	21	Fortec Motorsport	GBR	Calan Williams	AUS			Dallara F312	Fortec Motorsport	14	13	1:46.384	0.161	0.106	196.0
4	34	Carlin Motorsport	GBR	Matheus Iorio	BRA			Dallara F312	Carlin Motorsport	13	7	1:46.603	0.380	0.219	195.6
5	11	Campos Racing	ESP	Alex Karkosik	POL			Dallara F312	Campos Racing	13	12	1:46.732	0.509	0.129	195.3
6	28	Carlin Motorsport	GBR	Cameron Das	USA			Dallara F312	Carlin Motorsport	9	8	1:47.422	1.199	0.690	194.1
7	12	Drivex School	ESP	Christian Hahn	BRA			Dallara F312	Drivex School	14	13	1:47.764	1.541	0.342	193.5
8	77	RP Motorsport	ITA	Guilherme Samaia	BRA			Dallara F312	RP Motorsport	2	2	20:58.619	19:12.3	19:10.8	16.5
Rookie															
1	10	RACE	ESP	Bent Viscaal	NLD	R	1	Dallara F312	Teo Martin Motorsport	14	13	1:46.153			196.4
2	8	Drivex School	ESP	Lukas Dunner	AUT	R	2	Dallara F312	Drivex School	13	12	1:46.324	0.171	0.171	196.1
3	3	RP Motorsport	ITA	Leonardo Lorandi	ITA	R	3	Dallara F312	RP Motorsport	14	7	1:46.501	0.348	0.177	195.8
4	1	RP Motorsport	ITA	Kaylen Frederick	USA	R	4	Dallara F312	RP Motorsport	14	8	1:46.743	0.590	0.242	195.3
5	5	Carlin Motorsport	GBR	Dev Gore	USA	R	5	Dallara F312	Carlin Motorsport	16	15	1:47.464	1.311	0.721	194.0
6	51	RACE	ESP	Aldo Festante	ITA	R	6	Dallara F312	Teo Martin Motorsport	13	12	1:47.607	1.454	0.143	193.8

Published at:.....

Track Temp: 35.6 °C Air Temp: 24.0 °C Humidity: 71 % Track Status: DRY

Stewards:	Race Director:	Timekeeper: 
-----------	----------------	---------------------------------------------------------------------------------------------------





Autodromo Nazionale Monza
Euroformula Open
Qualifying - 1
Lap Analysis



1 Kaylen Frederick R Dallara F312 **5** Dev Gore R Dallara F312
 RP Motorsport Carlin Motorsport

Lap D	Time	Sector 1	Sector 2	Sector 3	T. Spd	Elapsed	Lap D	Time	Sector 1	Sector 2	Sector 3	T. Spd	Elapsed
1	10:27:52.267	10:26:29.984	42.475	39.808	130.9	10:27:52.267	1	10:27:11.742	10:25:55.108	38.892	37.742	172.2	10:27:11.742
2	2:25.784 P	43.307	52.179	50.298	240.5	10:30:18.051	2	1:52.932	36.411	39.114	37.407	242.6	10:29:04.674
3	2:10.458	56.527	37.365	36.566	201.4	10:32:28.509	3	1:49.744	36.323	36.469	36.952	243.2	10:30:54.418
4	1:51.519	36.093	36.921	38.505	248.2	10:34:20.028	4	1:52.791	38.787	37.139	36.865	245.4	10:32:47.209
5	1:47.177	35.473	35.724	35.980	258.9	10:36:07.205	5	1:48.890	36.024	36.216	36.650	246.5	10:34:36.099
6	1:47.213	35.253	35.816	36.144	260.2	10:37:54.418	6	1:48.610	35.966	36.114	36.530	247.1	10:36:24.709
7	1:50.266	35.522	35.788	38.956	253.5	10:39:44.684	7	1:49.081	35.801	36.505	36.775	248.2	10:38:13.790
8	1:46.743	35.246	35.583	35.914	258.9	10:41:31.427	8	1:47.778	35.685	35.855	36.238	248.8	10:40:01.568
9	1:55.381 P	35.752	35.816	43.813	247.7	10:43:26.808	9	1:54.756 P	35.895	36.148	42.713	249.4	10:41:56.324
10	4:45.906	3:28.822	38.951	38.133	190.4	10:48:12.714	10	4:39.377	3:23.432	38.129	37.816	171.9	10:46:35.701
11	2:04.624 P	36.859	38.121	49.644	238.9	10:50:17.338	11	1:50.722	36.355	37.653	36.714	246.0	10:48:26.423
12	2:29.598	55.516	42.937	51.145	203.3	10:52:46.936	12	1:48.410	35.645	36.287	36.478	250.0	10:50:14.833
13	2:03.065	35.318	48.976	38.771	258.3	10:54:50.001	13	1:55.152	41.353	37.126	36.673	247.1	10:52:09.985
14	2:01.379 P	35.756	40.399	45.224	248.2	10:56:51.380	14	1:47.993	35.784	35.820	36.389	246.0	10:53:57.978

3 Leonardo Lorandi R Dallara F312 **8** Lukas Dunner R Dallara F312
 RP Motorsport Drivex School

Lap D	Time	Sector 1	Sector 2	Sector 3	T. Spd	Elapsed	Lap D	Time	Sector 1	Sector 2	Sector 3	T. Spd	Elapsed
1	10:27:53.411	10:26:28.128	43.605	41.678	131.2	10:27:53.411	1	10:28:15.663	10:26:51.793	41.102	42.768	84.1	10:28:15.663
2	2:26.242 P	38.582	54.633	53.027	232.7	10:30:19.653	2	2:02.736	37.630	44.007	41.099	226.4	10:30:18.399
3	2:10.286	56.316	37.202	36.768	194.9	10:32:29.939	3	1:48.427	35.869	35.682	36.876	249.4	10:32:06.826
4	1:47.372	35.488	35.874	36.010	251.1	10:34:17.311	4	1:52.583	39.661	36.346	36.576	253.5	10:33:59.409
5	1:46.729	35.523	35.392	35.814	247.7	10:36:04.040	5	1:46.559	35.601	35.344	35.614	248.8	10:35:45.968
6	1:51.436	35.467	38.160	37.809	249.4	10:37:55.476	6	1:46.724	35.266	35.570	35.888	256.5	10:37:32.692
7	1:46.501	35.207	35.690	35.604	254.7	10:39:41.977	7	1:55.443 P	35.632	35.506	44.305	249.4	10:39:28.135
8	1:57.199 P	35.897	37.093	44.209	248.2	10:41:39.176	8	8:42.868 P	7:04.515	48.427	49.926	169.0	10:48:11.003
9	6:34.942	5:14.922	41.307	38.713	184.6	10:48:14.118	9	2:17.027	56.347	37.327	43.353	194.5	10:50:28.030
10	2:02.544	36.237	41.247	45.060	250.5	10:50:16.662	10	2:13.880	35.510	47.222	51.148	248.2	10:52:41.910
11	2:16.492	40.471	47.341	48.680	251.7	10:52:33.154	11	2:14.293	38.024	46.000	50.269	254.7	10:54:56.203
12	2:19.108	35.436	40.858	1:02.814	253.5	10:54:52.262	12	1:46.324	35.225	35.411	35.688	258.9	10:56:42.527
13	1:46.699	35.319	35.494	35.886	251.7	10:56:38.961	13	2:18.802 P	43.629	42.056	53.117	169.0	10:59:01.329
14	2:14.647 P	40.048	41.537	53.062	198.1	10:58:53.608							

4 Felipe Drugovich Dallara F312 **10** Bent Viscaal R Dallara F312
 RP Motorsport Teo Martin Motorsport

Lap D	Time	Sector 1	Sector 2	Sector 3	T. Spd	Elapsed	Lap D	Time	Sector 1	Sector 2	Sector 3	T. Spd	Elapsed
1	10:28:21.970 P	10:26:49.404	40.966	51.600	86.4	10:28:21.970	1	10:28:02.930	10:26:37.802	43.789	41.339	164.6	10:28:02.930
2	2:09.359	56.612	36.267	36.480	200.7	10:30:31.329	2	2:18.944 P	37.325	51.335	50.284	235.2	10:30:21.874
3	1:49.654	38.057	35.713	35.884	225.9	10:32:20.983	3	2:09.650	56.397	36.740	36.513	204.1	10:32:31.524
4	1:46.599	35.379	35.602	35.618	251.7	10:34:07.582	4	1:47.200	35.477	35.838	35.885	254.1	10:34:18.724
5	1:46.278	35.433	35.243	35.602	250.5	10:35:53.860	5	1:46.542	35.229	35.578	35.735	255.3	10:36:05.266
6	1:46.450	35.380	35.387	35.683	252.3	10:37:40.310	6	1:52.285	39.252	35.835	37.198	257.1	10:37:57.551
7	1:45.972	35.130	35.268	35.574	255.3	10:39:26.282	7	1:46.231	35.197	35.526	35.508	256.5	10:39:43.782
8	1:53.776 P	35.542	35.689	42.545	249.4	10:41:20.058	8	2:03.680 P	37.916	39.045	46.719	181.8	10:41:47.462
9	6:48.464 P	5:26.189	37.547	44.728	178.2	10:48:08.522	9	6:30.851 P	5:07.236	39.356	44.259	194.9	10:48:18.313
10	2:13.717	56.204	35.757	41.756	203.0	10:50:22.239	10	2:11.173	56.635	36.072	38.466	200.0	10:50:29.486
11	2:16.874	36.670	50.355	49.849	255.9	10:52:39.113	11	2:14.601	35.033	47.765	51.803	254.7	10:52:44.087
12	2:11.614	43.273	47.554	40.787	203.0	10:54:50.727	12	2:11.653	36.224	44.507	50.922	254.1	10:54:55.740
13	1:46.582	35.188	35.731	35.663	254.7	10:56:37.309	13	1:46.153	35.167	35.377	35.609	254.1	10:56:41.893
14	1:56.913 P	35.697	35.379	45.837	248.8	10:58:34.222	14	2:38.514 P	43.889	47.792	1:06.833	173.9	10:59:20.407





Autodromo Nazionale Monza
Euroformula Open
Qualifying - 1
Lap Analysis



11

Alex Karkosik

Dallara F312

Campos Racing

Lap	D	Time	Sector 1	Sector 2	Sector 3	T. Spd	Elapsed
1		10:28:00.772	10:26:34.548	44.715	41.509	172.5	10:28:00.772
2		2:15.917	36.955	57.557	41.405	243.2	10:30:16.689
3		1:52.286	35.883	36.232	40.171	256.5	10:32:08.975
4		1:46.905	35.332	35.651	35.922	255.9	10:33:55.880
5		1:47.293	35.677	35.510	36.106	248.2	10:35:43.173
6		1:47.636	35.888	35.556	36.192	243.7	10:37:30.809
7		1:56.289 P	35.678	35.385	45.226	244.3	10:39:27.098
8		8:50.411	7:34.612	38.815	36.984	196.7	10:48:17.509
9		2:01.026	39.002	37.419	44.605	151.0	10:50:18.535
10		2:22.731	39.934	48.789	54.008	254.1	10:52:41.266
11		2:17.077	37.578	42.651	56.848	215.5	10:54:58.343
12		1:46.732	35.146	35.472	36.114	255.9	10:56:45.075
13		2:18.159 P	43.218	43.080	51.861	175.3	10:59:03.234

12

Christian Hahn

Dallara F312

Drivex School

Lap	D	Time	Sector 1	Sector 2	Sector 3	T. Spd	Elapsed
1		10:28:03.660	10:26:38.872	43.335	41.453	158.3	10:28:03.660
2		2:10.727	37.347	51.548	41.832	223.6	10:30:14.387
3		1:53.759	36.075	36.016	41.668	248.2	10:32:08.146
4		1:49.367	35.989	37.005	36.373	251.1	10:33:57.513
5		1:47.963	35.864	35.927	36.172	248.2	10:35:45.476
6		1:51.377	36.618	36.102	38.657	196.3	10:37:36.853
7		1:51.679	35.717	35.965	39.997	252.3	10:39:28.532
8		1:55.956 P	35.977	35.763	44.216	247.1	10:41:24.488
9		6:53.646	5:38.945	37.564	37.137	188.4	10:48:18.134
10		2:05.673	46.996	37.279	41.398	151.4	10:50:23.807
11		2:16.379	35.662	45.342	55.375	251.1	10:52:40.186
12		2:10.460	36.003	46.618	47.839	250.0	10:54:50.646
13		1:47.764	35.847	35.940	35.977	251.7	10:56:38.410
14		2:16.661 P	42.451	41.460	52.750	147.3	10:58:55.071

18

Marcos Siebert

Dallara F312

Campos Racing

Lap	D	Time	Sector 1	Sector 2	Sector 3	T. Spd	Elapsed
1		10:28:01.641	10:26:37.336	43.148	41.157	162.1	10:28:01.641
2		2:20.990 P	37.480	52.908	50.602	223.1	10:30:22.631
3		2:09.830	56.468	36.370	36.992	206.5	10:32:32.461
4		1:46.801	35.319	35.354	36.128	259.6	10:34:19.262
5		1:47.116	35.067	35.960	36.089	262.1	10:36:06.378
6		1:46.223	35.080	35.367	35.776	258.3	10:37:52.601
7		2:00.261 P	35.405	42.082	42.774	250.0	10:39:52.862
8		8:18.124	6:59.317	40.640	38.167	196.3	10:48:10.986
9		2:04.031	38.067	41.524	44.440	238.4	10:50:15.017
10		2:25.126	45.194	49.591	50.341	222.6	10:52:40.143
11		2:13.808	36.374	50.899	46.535	230.7	10:54:53.951
12		1:46.589	34.842	35.667	36.080	261.5	10:56:40.540
13		2:16.918 P	42.807	40.924	53.187	167.7	10:58:57.458

21

Calan Williams

Dallara F312

Fortec Motorsport

Lap	D	Time	Sector 1	Sector 2	Sector 3	T. Spd	Elapsed
1		10:27:58.676	10:26:35.284	44.334	39.058	161.6	10:27:58.676
2		2:09.941 P	37.256	48.194	44.491	247.1	10:30:08.617
3		2:08.729	56.238	36.141	36.350	202.6	10:32:17.346
4		1:54.978	35.778	42.714	36.486	247.1	10:34:12.324
5		1:47.323	35.390	35.757	36.176	253.5	10:35:59.647
6		1:47.177	35.265	35.787	36.125	255.3	10:37:46.824
7		1:47.176	35.457	35.581	36.138	250.5	10:39:34.000
8		1:53.372 P	35.512	35.812	42.048	250.0	10:41:27.372
9		6:52.121	5:37.773	37.666	36.682	189.8	10:48:19.493
10		2:00.354	37.425	38.130	44.799	154.7	10:50:19.847
11		2:21.620	37.520	48.648	55.452	255.9	10:52:41.467
12		2:11.824	35.662	36.068	1:00.094	253.5	10:54:53.291
13		1:46.384	35.204	35.478	35.702	257.1	10:56:39.675
14		2:03.277 P	40.154	39.775	43.348	170.8	10:58:42.952

28

Cameron Das

Dallara F312

Carlin Motorsport

Lap	D	Time	Sector 1	Sector 2	Sector 3	T. Spd	Elapsed
1		10:28:08.297	10:26:35.777	46.733	45.787	110.0	10:28:08.297
2		2:04.836	35.896	48.394	40.546	248.2	10:30:13.133
3		1:48.546	36.118	35.968	36.460	243.7	10:32:01.679
4		1:58.634 P	35.964	35.741	46.929	244.3	10:34:00.313
5		14:09.617 P	12:37.927	43.593	48.097	191.8	10:48:09.930
6		2:15.642	55.914	37.238	42.490	204.9	10:50:25.572
7		2:06.182	35.691	40.815	49.676	252.9	10:52:31.754
8		1:47.422	35.783	35.502	36.137	250.5	10:54:19.176
9		2:01.728 P	35.709	40.258	45.761	246.5	10:56:20.904

34

Matheus Iorio

Dallara F312

Carlin Motorsport

Lap	D	Time	Sector 1	Sector 2	Sector 3	T. Spd	Elapsed
1		10:27:55.045	10:26:32.134	42.481	40.430	105.2	10:27:55.045
2		2:19.433 P	39.842	54.416	45.175	220.4	10:30:14.478
3		2:08.879	56.479	36.219	36.181	201.4	10:32:23.357
4		1:47.437	35.744	35.647	36.046	248.8	10:34:10.794
5		1:47.226	35.600	35.592	36.034	247.7	10:35:58.020
6		1:57.920	36.725	39.956	41.239	248.2	10:37:55.940
7		1:46.603	35.123	35.507	35.973	260.2	10:39:42.543
8		1:52.960 P	35.221	35.598	42.141	256.5	10:41:35.503
9		6:17.077 P	4:43.670	40.455	52.952	146.9	10:47:52.580
10		2:24.980	1:00.664	39.631	44.685	201.8	10:50:17.560
11		2:12.914	39.648	45.813	47.453	255.3	10:52:30.474
12		2:18.975	38.723	41.695	58.557	243.7	10:54:49.449
13		2:08.561 P	37.751	43.188	47.622	208.0	10:56:58.010





Autodromo Nazionale Monza
Euroformula Open
Qualifying - 1
Lap Analysis



51 Aldo Festante R Dallara F312

Teo Martin Motorsport


Lap	D	Time	Sector 1	Sector 2	Sector 3	T. Spd	Elapsed
1		10:28:04.946	10:26:40.482	42.491	41.973	145.5	10:28:04.946
2		2:11.175	36.272	52.024	42.879	254.7	10:30:16.121
3		1:49.839	36.460	36.948	36.431	249.4	10:32:05.960
4		1:48.498	35.981	36.233	36.284	247.7	10:33:54.458
5		1:53.526	36.744	39.702	37.080	244.3	10:35:47.984
6		1:47.937	35.883	35.752	36.302	252.3	10:37:35.921
7		1:59.108 P	35.826	37.209	46.073	250.0	10:39:35.029
8		8:46.509 P	7:21.547	39.631	45.331	184.6	10:48:21.538
9		2:09.316	55.406	36.294	37.616	204.1	10:50:30.854
10		2:15.032	35.580	46.852	52.600	255.3	10:52:45.886
11		2:11.477	35.803	46.056	49.618	253.5	10:54:57.363
12		1:47.607	35.598	35.863	36.146	256.5	10:56:44.970
13		2:22.386 P	42.292	46.935	53.159	195.6	10:59:07.356

77 Guilherme Samaia Dallara F312

RP Motorsport

Lap	D	Time	Sector 1	Sector 2	Sector 3	T. Spd	Elapsed
1		10:28:21.385 P	10:26:50.841	40.882	49.662	81.5	10:28:21.385
2		20:58.619 P	19:23.894	41.739	52.986	49.9	10:49:20.004





Autodromo Nazionale Monza

Euroformula Open


Qualifying - 1

Best Sectors Results



Sector - 1				Sector - 2				Sector - 3				Ideal Lap vs Best Lap				
Clas	Nº	Driver	Time	Nº	Driver	Time	Nº	Driver	Time	Clas	Nº	Driver	Ideal Lap	Best Lap	Clas	
1	18	Marcos Siebert	34.842	4	Felipe Drugovich	35.243	10	Bent Viscaal	35.508	1	10	Bent Viscaal	1:45.918	1:46.153	1	
2	10	Bent Viscaal	35.033	8	Lukas Dunner	35.344	4	Felipe Drugovich	35.574	2	4	Felipe Drugovich	1:45.947	1:46.278	3	
3	34	Matheus Iorio	35.123	18	Marcos Siebert	35.354	3	Leonardo Lorandi	35.604	3	18	Marcos Siebert	1:45.972	1:46.223	2	
4	4	Felipe Drugovich	35.130	10	Bent Viscaal	35.377	8	Lukas Dunner	35.614	4	8	Lukas Dunner	1:46.183	1:46.324	4	
5	11	Alex Karkosik	35.146	11	Alex Karkosik	35.385	21	Calan Williams	35.702	5	3	Leonardo Lorandi	1:46.203	1:46.501	6	
6	21	Calan Williams	35.204	3	Leonardo Lorandi	35.392	18	Marcos Siebert	35.776	6	21	Calan Williams	1:46.384	1:46.384	5	
7	3	Leonardo Lorandi	35.207	21	Calan Williams	35.478	1	Kaylen Frederick	35.914	7	11	Alex Karkosik	1:46.453	1:46.732	8	
8	8	Lukas Dunner	35.225	28	Cameron Das	35.502	11	Alex Karkosik	35.922	8	34	Matheus Iorio	1:46.603	1:46.603	7	
9	1	Kaylen Frederick	35.246	34	Matheus Iorio	35.507	34	Matheus Iorio	35.973	9	1	Kaylen Frederick	1:46.743	1:46.743	9	
10	51	Aldo Festante	35.580	1	Kaylen Frederick	35.583	12	Christian Hahn	35.977	10	28	Cameron Das	1:47.330	1:47.422	10	
11	5	Dev Gore	35.645	5	Dev Gore	35.684	5	Dev Gore	36.099	11	12	Christian Hahn	1:47.402	1:47.764	13	
12	12	Christian Hahn	35.662	51	Aldo Festante	35.752	28	Cameron Das	36.137	12	5	Dev Gore	1:47.428	1:47.464	11	
13	28	Cameron Das	35.691	12	Christian Hahn	35.763	51	Aldo Festante	36.146	13	51	Aldo Festante	1:47.478	1:47.607	12	
14	77	Guilherme Samaia	Transpon	77	Guilherme Samaia	40.882	77	Guilherme Samaia	49.662	14	77	Guilherme Samaia	Transpon	Transpo	14	





Autodromo Nazionale Monza

Euroformula Open


Qualifying - 1

Best 5 Lap Times



Cls	Nº	Entrant	Nat	Driver	Nat	Cat	Cls	Chassis	Team	Best 1		Best 2		Best 3		Best 4		Best 5	
										Time	Lap	Time	Lap	Time	Lap	Time	Lap	Time	Lap
1	10	RACE	ESP	Bent Viscaal	NLD	R	1	Dallara F312	Teo Martin Motorsport	1:46.153	13	1:46.231	7	1:46.542	5	1:47.200	4	1:52.285	6
2	18	Campos Racing	ESP	Marcos Siebert	ARG			Dallara F312	Campos Racing	1:46.223	6	1:46.589	12	1:46.801	4	1:47.116	5	2:00.261	7
3	4	RP Motorsport	ITA	Felipe Drugovich	BRA			Dallara F312	RP Motorsport	1:46.278	5	1:46.450	6	1:46.582	13	1:46.599	4	1:53.776	8
4	8	Drivex School	ESP	Lukas Dunner	AUT	R	2	Dallara F312	Drivex School	1:46.324	12	1:46.559	5	1:46.724	6	1:48.427	3	1:52.583	4
5	21	Fortec Motorsport	GBR	Calan Williams	AUS			Dallara F312	Fortec Motorsport	1:46.384	13	1:47.176	7	1:47.177	6	1:47.323	5	1:53.372	8
6	3	RP Motorsport	ITA	Leonardo Lorandi	ITA	R	3	Dallara F312	RP Motorsport	1:46.501	7	1:46.699	13	1:46.729	5	1:47.372	4	1:51.436	6
7	34	Carlin Motorsport	GBR	Matheus Iorio	BRA			Dallara F312	Carlin Motorsport	1:46.603	7	1:47.226	5	1:47.437	4	1:52.960	8	1:57.920	6
8	11	Campos Racing	ESP	Alex Karkosik	POL			Dallara F312	Campos Racing	1:46.732	12	1:46.905	4	1:47.293	5	1:47.636	6	1:52.286	3
9	1	RP Motorsport	ITA	Kaylen Frederick	USA	R	4	Dallara F312	RP Motorsport	1:46.743	8	1:47.177	5	1:47.213	6	1:50.266	7	1:51.519	4
10	28	Carlin Motorsport	GBR	Cameron Das	USA			Dallara F312	Carlin Motorsport	1:47.422	8	1:48.546	3	1:58.634	4	2:01.728	9	2:04.836	2
11	5	Carlin Motorsport	GBR	Dev Gore	USA	R	5	Dallara F312	Carlin Motorsport	1:47.464	15	1:47.778	8	1:47.993	14	1:48.410	12	1:48.610	6
12	51	RACE	ESP	Aldo Festante	ITA	R	6	Dallara F312	Teo Martin Motorsport	1:47.607	12	1:47.937	6	1:48.498	4	1:49.839	3	1:53.526	5
13	12	Drivex School	ESP	Christian Hahn	BRA			Dallara F312	Drivex School	1:47.764	13	1:47.963	5	1:49.367	4	1:51.377	6	1:51.679	7
14	77	RP Motorsport	ITA	Guilherme Samaia	BRA			Dallara F312	RP Motorsport	20:58.61	2								





Autodromo Nazionale Monza

Euroformula Open


Qualifying - 1

Best 5 Top Speeds



Cls	Nº	Entrant	Nat	Driver	Nat	Cat	Cls	Chassis	Team	Top 1		Top 2		Top 3		Top 4		Top 5		Avg
										Km/h	Lap	Km/h	Lap	Km/h	Lap	Km/h	Lap	Km/h	Lap	
1	18	Campos Racing	ESP	Marcos Siebert	ARG			Dallara F312	Campos Racing	262.1	5	261.5	12	259.6	4	258.3	6	250.0	7	258.3
2	1	RP Motorsport	ITA	Kaylen Frederick	USA	R	1	Dallara F312	RP Motorsport	260.2	6	258.9	5	258.9	8	258.3	13	253.5	7	258.0
3	34	Carlin Motorsport	GBR	Matheus Iorio	BRA			Dallara F312	Carlin Motorsport	260.2	7	256.5	8	255.3	11	248.8	4	248.2	6	253.8
4	8	Drivex School	ESP	Lukas Dunner	AUT	R	2	Dallara F312	Drivex School	258.9	12	256.5	6	254.7	11	253.5	4	249.4	3	254.6
5	10	RACE	ESP	Bent Viscaal	NLD	R	3	Dallara F312	Teo Martin Motorsport	257.1	6	256.5	7	255.3	5	254.7	11	254.1	4	255.5
6	21	Fortec Motorsport	GBR	Calan Williams	AUS			Dallara F312	Fortec Motorsport	257.1	13	255.9	11	255.3	6	253.5	5	253.5	12	255.0
7	11	Campos Racing	ESP	Alex Karkosik	POL			Dallara F312	Campos Racing	256.5	3	255.9	4	255.9	12	254.1	10	248.2	5	254.1
8	51	RACE	ESP	Aldo Festante	ITA	R	4	Dallara F312	Teo Martin Motorsport	256.5	12	255.3	10	254.7	2	253.5	11	252.3	6	254.4
9	4	RP Motorsport	ITA	Felipe Drugovich	BRA			Dallara F312	RP Motorsport	255.9	11	255.3	7	254.7	13	252.3	6	251.7	4	254.0
10	3	RP Motorsport	ITA	Leonardo Lorandi	ITA	R	5	Dallara F312	RP Motorsport	254.7	7	253.5	12	251.7	11	251.7	13	251.1	4	252.5
11	28	Carlin Motorsport	GBR	Cameron Das	USA			Dallara F312	Carlin Motorsport	252.9	7	250.5	8	248.2	2	246.5	9	244.3	4	248.5
12	12	Drivex School	ESP	Christian Hahn	BRA			Dallara F312	Drivex School	252.3	7	251.7	13	251.1	4	251.1	11	250.0	12	251.2
13	5	Carlin Motorsport	GBR	Dev Gore	USA	R	6	Dallara F312	Carlin Motorsport	250.0	12	249.4	9	248.8	8	248.2	7	247.1	6	248.7
14	77	RP Motorsport	ITA	Guilherme Samaia	BRA			Dallara F312	RP Motorsport	81.5	1	49.9	2							65.7






Autodromo Nazionale Monza
Euroformula Open
Qualifying - 1
Fastest Laps Sequence



Lap	Time of Day	Session Time	Nº	Entrant	Nat	Driver	Nat	Cat	Chassis	Team	Time	Km/h
2	10:29:04.674	4:04.674	5	Carlin Motorsport	GBR	Dev Gore	USA	R	Dallara F312	Carlin Motorsport	1:52.932	184.6
3	10:30:54.418	5:54.418	5	Carlin Motorsport	GBR	Dev Gore	USA	R	Dallara F312	Carlin Motorsport	1:49.744	190.0
3	10:32:01.679	7:01.679	28	Carlin Motorsport	GBR	Cameron Das	USA		Dallara F312	Carlin Motorsport	1:48.546	192.1
3	10:32:06.826	7:06.826	8	Drivex School	ESP	Lukas Dunner	AUT	R	Dallara F312	Drivex School	1:48.427	192.3
4	10:33:55.880	8:55.880	11	Campos Racing	ESP	Alex Karkosik	POL		Dallara F312	Campos Racing	1:46.905	195.0
4	10:34:07.582	9:07.582	4	RP Motorsport	ITA	Felipe Drugovich	BRA		Dallara F312	RP Motorsport	1:46.599	195.6
5	10:35:45.968	10:45.968	8	Drivex School	ESP	Lukas Dunner	AUT	R	Dallara F312	Drivex School	1:46.559	195.7
5	10:35:53.860	10:53.860	4	RP Motorsport	ITA	Felipe Drugovich	BRA		Dallara F312	RP Motorsport	1:46.278	196.2
6	10:37:52.601	12:52.601	18	Campos Racing	ESP	Marcos Siebert	ARG		Dallara F312	Campos Racing	1:46.223	196.3
13	10:56:41.893	31:41.893	10	RACE	ESP	Bent Viscaal	NLD	R	Dallara F312	Teo Martin Motorsport	1:46.153	196.4






Autodromo Nazionale Monza
Euroformula Open
Qualifying - 1
Event Best Maximum Speed



Nº	Entrant	Nat	Driver	Nat	Cat	Clas	Chassis	Team	Km/h	Session
8	Drivex School	ESP	Lukas Dunner	AUT	R	1	Dallara F312	Drivex School	262.1	Free Practice - 2
18	Campos Racing	ESP	Marcos Siebert	ARG			Dallara F312	Campos Racing	262.1	Qualifying - 1
28	Carlin Motorsport	GBR	Cameron Das	USA			Dallara F312	Carlin Motorsport	260.8	Free Practice - 2
77	RP Motorsport	ITA	Guilherme Samaia	BRA			Dallara F312	RP Motorsport	260.2	Free Practice - 1
10	RACE	ESP	Bent Viscaal	NLD	R	2	Dallara F312	Teo Martin Motorsport	260.2	Free Practice - 2
1	RP Motorsport	ITA	Kaylen Frederick	USA	R	3	Dallara F312	RP Motorsport	260.2	Qualifying - 1
34	Carlin Motorsport	GBR	Matheus Iorio	BRA			Dallara F312	Carlin Motorsport	260.2	Qualifying - 1
4	RP Motorsport	ITA	Felipe Drugovich	BRA			Dallara F312	RP Motorsport	259.6	Free Practice - 2
21	Fortec Motorsport	GBR	Calan Williams	AUS			Dallara F312	Fortec Motorsport	258.9	Free Practice - 1
51	RACE	ESP	Aldo Festante	ITA	R	4	Dallara F312	Teo Martin Motorsport	257.7	Free Practice - 2
11	Campos Racing	ESP	Alex Karkosik	POL			Dallara F312	Campos Racing	257.1	Free Practice - 1
5	Carlin Motorsport	GBR	Dev Gore	USA	R	5	Dallara F312	Carlin Motorsport	256.5	Free Practice - 2
3	RP Motorsport	ITA	Leonardo Lorandi	ITA	R	6	Dallara F312	RP Motorsport	255.3	Free Practice - 1
12	Drivex School	ESP	Christian Hahn	BRA			Dallara F312	Drivex School	255.3	Free Practice - 2





Autodromo Nazionale Monza
Euroformula Open
Qualifying - 1
Pit Stop Analysis



1 Kaylen Frederick R RP Motorsport
 Dallara F312

Nr.	In Day Time	In Time	Out Time	Pit Time	T. Pit Time	Handicap	Penalty
1	10:30:12.291	10:30:12.291	10:30:38.484	26.193	26.193		
2	10:43:21.199	10:43:21.199	10:46:17.972	2:56.773	3:22.966		
3	10:50:12.113	10:50:12.113	10:50:37.834	25.721	3:48.687		

3 Leonardo Lorandi R RP Motorsport
 Dallara F312

Nr.	In Day Time	In Time	Out Time	Pit Time	T. Pit Time	Handicap	Penalty
1	10:30:13.549	10:30:13.549	10:30:39.999	26.450	26.450		
2	10:41:33.558	10:41:33.558	10:46:15.547	4:41.989	5:08.439		

4 Felipe Drugovich RP Motorsport
 Dallara F312

Nr.	In Day Time	In Time	Out Time	Pit Time	T. Pit Time	Handicap	Penalty
1	10:28:16.616	10:28:16.616	10:28:42.892	26.276	26.276		
2	10:41:14.749	10:41:14.749	10:46:07.152	4:52.403	5:18.679		
3	10:48:03.171	10:48:03.171	10:48:29.209	26.038	5:44.717		

5 Dev Gore R Carlin Motorsport
 Dallara F312

Nr.	In Day Time	In Time	Out Time	Pit Time	T. Pit Time	Handicap	Penalty
1	10:41:50.829	10:41:50.829	10:44:41.496	2:50.667	2:50.667		

8 Lukas Dunner R Drivex School
 Dallara F312

Nr.	In Day Time	In Time	Out Time	Pit Time	T. Pit Time	Handicap	Penalty
1	10:39:21.709	10:39:21.709	10:45:51.299	6:29.590	6:29.590		
2	10:48:05.687	10:48:05.687	10:48:31.607	25.920	6:55.510		

10 Bent Viscaal R Teo Martin Motorsport
 Dallara F312

Nr.	In Day Time	In Time	Out Time	Pit Time	T. Pit Time	Handicap	Penalty
1	10:30:15.413	10:30:15.413	10:30:43.060	27.647	27.647		
2	10:41:42.133	10:41:42.133	10:46:16.928	4:34.795	5:02.442		
3	10:48:12.763	10:48:12.763	10:48:38.912	26.149	5:28.591		

11 Alex Karkosik Campos Racing
 Dallara F312

Nr.	In Day Time	In Time	Out Time	Pit Time	T. Pit Time	Handicap	Penalty
1	10:39:19.941	10:39:19.941	10:46:23.390	7:03.449	7:03.449		

12 Christian Hahn Drivex School
 Dallara F312

Nr.	In Day Time	In Time	Out Time	Pit Time	T. Pit Time	Handicap	Penalty
1	10:41:19.168	10:41:19.168	10:46:24.580	5:05.412	5:05.412		

18 Marcos Siebert Campos Racing
 Dallara F312

Nr.	In Day Time	In Time	Out Time	Pit Time	T. Pit Time	Handicap	Penalty
1	10:30:16.456	10:30:16.456	10:30:43.930	27.474	27.474		
2	10:39:47.463	10:39:47.463	10:46:13.463	6:26.000	6:53.474		

21 Calan Williams Fortec Motorsport
 Dallara F312

Nr.	In Day Time	In Time	Out Time	Pit Time	T. Pit Time	Handicap	Penalty
1	10:30:03.291	10:30:03.291	10:30:29.608	26.317	26.317		
2	10:41:22.047	10:41:22.047	10:46:26.034	5:03.987	5:30.304		

28 Cameron Das Carlin Motorsport
 Dallara F312

Nr.	In Day Time	In Time	Out Time	Pit Time	T. Pit Time	Handicap	Penalty
1	10:33:54.654	10:33:54.654	10:45:55.276	12:00.62	12:00.622		2
2	10:48:04.329	10:48:04.329	10:48:30.641	26.312	12:26.934		

34 Matheus Iorio Carlin Motorsport
 Dallara F312

Nr.	In Day Time	In Time	Out Time	Pit Time	T. Pit Time	Handicap	Penalty
1	10:30:09.163	10:30:09.163	10:30:35.030	25.867	25.867		
2	10:41:30.174	10:41:30.174	10:45:38.160	4:07.986	4:33.853		
3	10:47:42.641	10:47:42.641	10:48:17.729	35.088	5:08.941		


51 Aldo Festante R Teo Martin Motorsport
 Dallara F312

Nr.	In Day Time	In Time	Out Time	Pit Time	T. Pit Time	Handicap	Penalty
1	10:39:29.399	10:39:29.399	10:46:19.058	6:49.659	6:49.659		
2	10:48:16.169	10:48:16.169	10:48:42.194	26.025	7:15.684		

77 Guilherme Samaia RP Motorsport
 Dallara F312

Nr.	In Day Time	In Time	Out Time	Pit Time	T. Pit Time	Handicap	Penalty
1	10:28:15.777	10:28:15.777	10:46:31.267	18:15.49	18:15.490		0

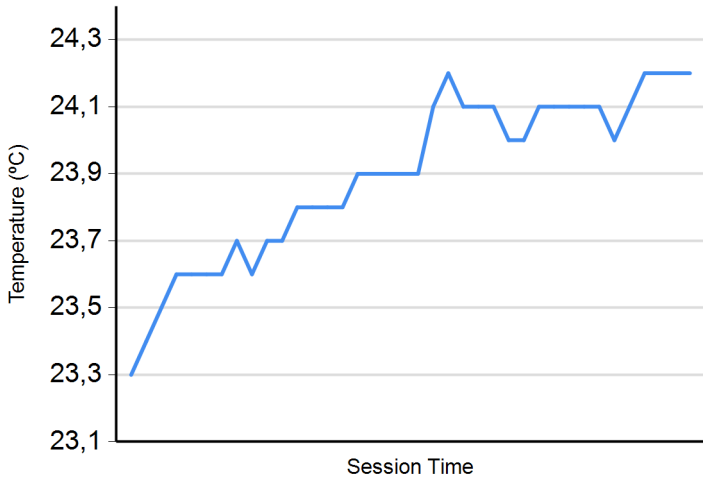




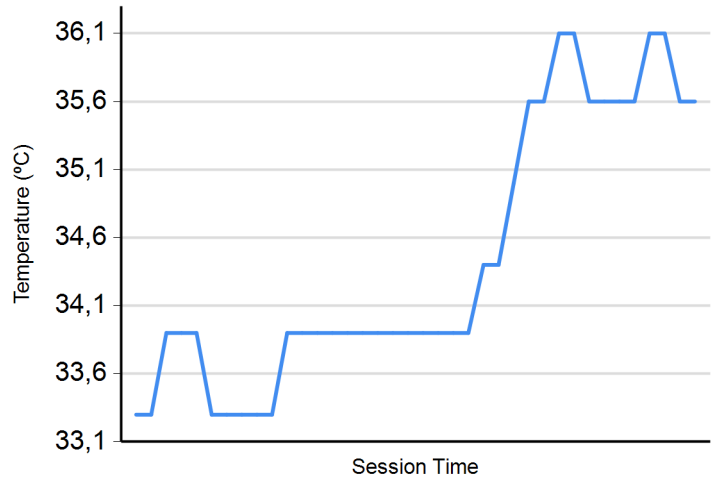
Autodromo Nazionale Monza
Euroformula Open
Qualifying - 1
Weather Report



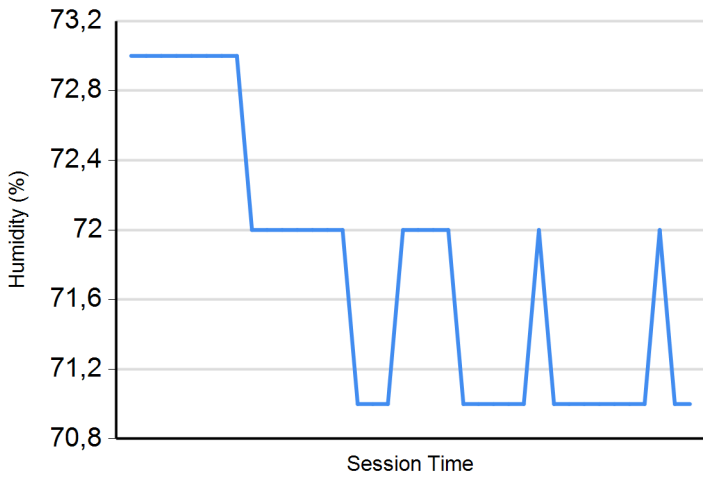
Air Temperature



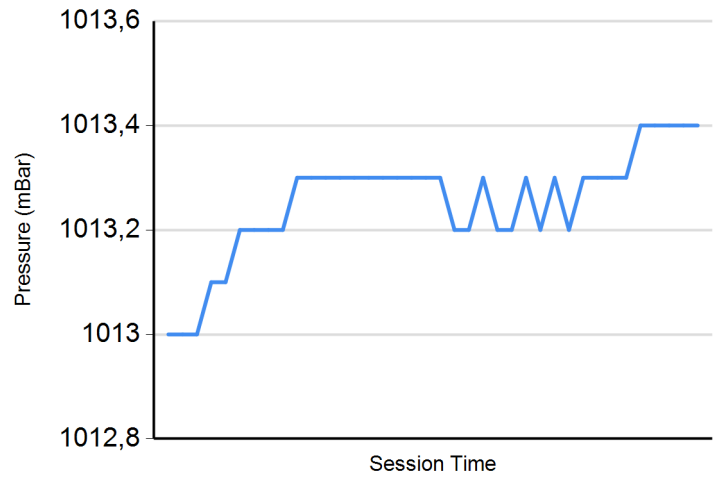
Track Temperature



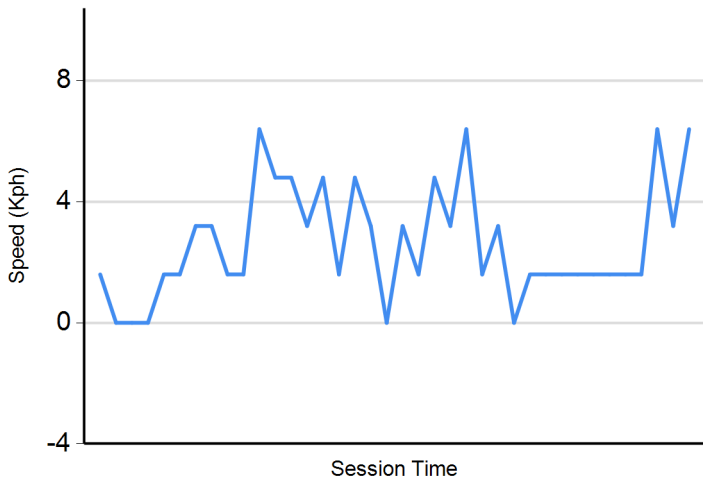
Humidity



Pressure



Wind Speed



Wind direction

North = 0°/360° Est = 90° South = 180° West = 270°

