

Autodromo Nazionale Monza
Euroformula Open
Race - 2
Provisional Results



Cls	Nº	Entrant	Nat	Driver	Nat	Cat	Cls	Chassis	Team	Laps	Total Time	Gap	Interval	Km/h	Best	Time	Km/h
1	4	RP Motorsport	ITA	Felipe Drugovich	BRA			Dallara F312	RP Motorsport	18	33:24.146			187.3	15	1:47.256	194.4
2	10	RACE	ESP	Bent Viscaal	NLD	R	1	Dallara F312	Teo Martin Motorsport	18	33:29.832	5.686	5.686	186.7	7	1:47.384	194.2
3	28	Carlin Motorsport	GBR	Cameron Das	USA			Dallara F312	Carlin Motorsport	18	33:33.127	8.981	3.295	186.4	9	1:47.586	193.8
4	34	Carlin Motorsport	GBR	Matheus Iorio	BRA			Dallara F312	Carlin Motorsport	18	33:33.417	9.271	0.290	186.4	13	1:47.485	194.0
5	1	RP Motorsport	ITA	Kaylen Frederick	USA	R	2	Dallara F312	RP Motorsport	18	33:37.762	13.616	4.345	186.0	10	1:47.160	194.6
6	3	RP Motorsport	ITA	Leonardo Lorandi	ITA	R	3	Dallara F312	RP Motorsport	18	33:38.589	14.443	0.827	185.9	8	1:47.252	194.4
7	77	RP Motorsport	ITA	Guilherme Samaia	BRA			Dallara F312	RP Motorsport	18	33:39.142	14.996	0.553	185.9	8	1:47.551	193.9
8	21	Fortec Motorsport	GBR	Calan Williams	AUS			Dallara F312	Fortec Motorsport	18	33:39.392	15.246	0.250	185.8	10	1:47.495	194.0
9	12	Drivex School	ESP	Christian Hahn	BRA			Dallara F312	Drivex School	18	33:53.347	29.201	13.955	184.6	10	1:47.551	193.9
10	5	Carlin Motorsport	GBR	Dev Gore	USA	R	4	Dallara F312	Carlin Motorsport	18	34:19.803	55.657	26.456	182.2	18	1:49.106	191.1
11	11	Campos Racing	ESP	Alex Karkosik	POL			Dallara F312	Campos Racing	14	26:26.864	4 Laps	4 Laps	183.9	3	1:47.843	193.3
12	8	Drivex School	ESP	Lukas Dunner	AUT	R	5	Dallara F312	Drivex School	14	26:27.738	4 Laps	0.874	183.8	10	1:47.386	194.2
Not classified: (Requirements: 75% of number laps of leader = 14 Laps)																	
	18	Campos Racing	ESP	Marcos Siebert	ARG			Dallara F312	Campos Racing	11	20:53.685	7 Laps	3 Laps	182.9	7	1:47.367	194.2
	51	RACE	ESP	Aldo Festante	ITA	R	6	Dallara F312	Teo Martin Motorsport	2	3:45.332	16 Laps	9 Laps	185.1	2	1:49.563	190.3


Fastest lap Kaylen Frederick in 1:47.160 at 194.6 Km/h in lap 10

Published at:.....

Track Temp: **40.8 °C** Air Temp: **26.7 °C** Humidity: **57 %** Track Status: **DRY**

Stewards:	Race Director:	Timekeeper:





Autodromo Nazionale Monza
Euroformula Open
Race - 2
Provisional Results by Class



Cls	Nº	Entrant	Nat	Driver	Nat	Cat	Cls	Chassis	Team	Laps	Total Time	Gap	Interval	Km/h	Best	Time	Km/h
1	4	RP Motorsport	ITA	Felipe Drugovich	BRA			Dallara F312	RP Motorsport	18	33:24.146			187.3	15	1:47.256	194.4
2	28	Carlin Motorsport	GBR	Cameron Das	USA			Dallara F312	Carlin Motorsport	18	33:33.127	8.981	8.981	186.4	9	1:47.586	193.8
3	34	Carlin Motorsport	GBR	Matheus Iorio	BRA			Dallara F312	Carlin Motorsport	18	33:33.417	9.271	0.290	186.4	13	1:47.485	194.0
4	77	RP Motorsport	ITA	Guilherme Samaia	BRA			Dallara F312	RP Motorsport	18	33:39.142	14.996	5.725	185.9	8	1:47.551	193.9
5	21	Fortec Motorsport	GBR	Calan Williams	AUS			Dallara F312	Fortec Motorsport	18	33:39.392	15.246	0.250	185.8	10	1:47.495	194.0
6	12	Drivex School	ESP	Christian Hahn	BRA			Dallara F312	Drivex School	18	33:53.347	29.201	13.955	184.6	10	1:47.551	193.9
7	11	Campos Racing	ESP	Alex Karkosik	POL			Dallara F312	Campos Racing	14	26:26.864	4 Laps	4 Laps	183.9	3	1:47.843	193.3

Not classified: (Requirements: 75% of number laps of leader = 14 Laps)

18	Campos Racing	ESP	Marcos Siebert	ARG			Dallara F312	Campos Racing	11	20:53.685	7 Laps	3 Laps	182.9	7	1:47.367	194.2
----	---------------	-----	----------------	-----	--	--	--------------	---------------	----	------------------	--------	--------	-------	---	----------	-------

Rookie

1	10	RACE	ESP	Bent Viscaal	NLD	R	1	Dallara F312	Teo Martin Motorsport	18	33:29.832			186.7	7	1:47.384	194.2
2	1	RP Motorsport	ITA	Kaylen Frederick	USA	R	2	Dallara F312	RP Motorsport	18	33:37.762	13.616	7.930	186.0	10	1:47.160	194.6
3	3	RP Motorsport	ITA	Leonardo Lorandi	ITA	R	3	Dallara F312	RP Motorsport	18	33:38.589	14.443	0.827	185.9	8	1:47.252	194.4
4	5	Carlin Motorsport	GBR	Dev Gore	USA	R	4	Dallara F312	Carlin Motorsport	18	34:19.803	55.657	41.214	182.2	18	1:49.106	191.1
5	8	Drivex School	ESP	Lukas Dunner	AUT	R	5	Dallara F312	Drivex School	14	26:27.738	4 Laps	4 Laps	183.8	10	1:47.386	194.2

Not classified: (Requirements: 75% of number laps of leader = 14 Laps)

51	RACE	ESP	Aldo Festante	ITA	R	6	Dallara F312	Teo Martin Motorsport	2	3:45.332	16 Laps	12 Laps	185.1	2	1:49.563	190.3
----	------	-----	---------------	-----	---	---	--------------	-----------------------	---	-----------------	---------	---------	-------	---	----------	-------


Fastest lap Kaylen Frederick in 1:47.160 at 194.6 Km/h in lap 10

Published at:.....

Track Temp: **40.8 °C** Air Temp: **26.7 °C** Humidity: **57 %** Track Status: **DRY**

Stewards:	Race Director:	Timekeeper:





Autodromo Nazionale Monza

Euroformula Open


Race - 2

Provisional Classification by Driver Fastest Lap



Clas	Nº	Entrant	Nat	Driver	Nat	Cat	Clas	Chassis	Team	Laps	Best	Time	Gap	Interval	Km/h
1	1	RP Motorsport	ITA	Kaylen Frederick	USA	R	1	Dallara F312	RP Motorsport	18	10	1:47.160			194.6
2	3	RP Motorsport	ITA	Leonardo Lorandi	ITA	R	2	Dallara F312	RP Motorsport	18	8	1:47.252	0.092	0.092	194.4
3	4	RP Motorsport	ITA	Felipe Drugovich	BRA			Dallara F312	RP Motorsport	18	15	1:47.256	0.096	0.004	194.4
4	18	Campos Racing	ESP	Marcos Siebert	ARG			Dallara F312	Campos Racing	11	7	1:47.367	0.207	0.111	194.2
5	10	RACE	ESP	Bent Viscaal	NLD	R	3	Dallara F312	Teo Martin Motorsport	18	7	1:47.384	0.224	0.017	194.2
6	8	Drivex School	ESP	Lukas Dunner	AUT	R	4	Dallara F312	Drivex School	14	10	1:47.386	0.226	0.002	194.2
7	34	Carlin Motorsport	GBR	Matheus Iorio	BRA			Dallara F312	Carlin Motorsport	18	13	1:47.485	0.325	0.099	194.0
8	21	Fortec Motorsport	GBR	Calan Williams	AUS			Dallara F312	Fortec Motorsport	18	10	1:47.495	0.335	0.010	194.0
9	77	RP Motorsport	ITA	Guilherme Samaia	BRA			Dallara F312	RP Motorsport	18	8	1:47.551	0.391	0.056	193.9
10	12	Drivex School	ESP	Christian Hahn	BRA			Dallara F312	Drivex School	18	10	1:47.551	0.391	0.000	193.9
11	28	Carlin Motorsport	GBR	Cameron Das	USA			Dallara F312	Carlin Motorsport	18	9	1:47.586	0.426	0.035	193.8
12	11	Campos Racing	ESP	Alex Karkosik	POL			Dallara F312	Campos Racing	14	3	1:47.843	0.683	0.257	193.3
13	5	Carlin Motorsport	GBR	Dev Gore	USA	R	5	Dallara F312	Carlin Motorsport	18	18	1:49.106	1.946	1.263	191.1
14	51	RACE	ESP	Aldo Festante	ITA	R	6	Dallara F312	Teo Martin Motorsport	2	2	1:49.563	2.403	0.457	190.3





Autodromo Nazionale Monza
Euroformula Open
Race - 2
Distance and Speed Average



Clas	Nº	Entrant	Nat	Driver	Nat	Cat	Clas	Chassis	Team	Laps	Distance	Total Time	Km/h
1	4	RP Motorsport	ITA	Felipe Drugovich	BRA			Dallara F312	RP Motorsport	18	104.27	33:24.146	187.3
2	10	RACE	ESP	Bent Viscaal	NLD	R	1	Dallara F312	Teo Martin Motorsport	18	104.27	33:29.832	186.7
3	28	Carlin Motorsport	GBR	Cameron Das	USA			Dallara F312	Carlin Motorsport	18	104.27	33:33.127	186.4
4	34	Carlin Motorsport	GBR	Matheus Iorio	BRA			Dallara F312	Carlin Motorsport	18	104.27	33:33.417	186.4
5	1	RP Motorsport	ITA	Kaylen Frederick	USA	R	2	Dallara F312	RP Motorsport	18	104.27	33:37.762	186.0
6	3	RP Motorsport	ITA	Leonardo Lorandi	ITA	R	3	Dallara F312	RP Motorsport	18	104.27	33:38.589	185.9
7	77	RP Motorsport	ITA	Guilherme Samaia	BRA			Dallara F312	RP Motorsport	18	104.27	33:39.142	185.9
8	21	Fortec Motorsport	GBR	Calan Williams	AUS			Dallara F312	Fortec Motorsport	18	104.27	33:39.392	185.8
9	12	Drivex School	ESP	Christian Hahn	BRA			Dallara F312	Drivex School	18	104.27	33:53.347	184.6
10	5	Carlin Motorsport	GBR	Dev Gore	USA	R	4	Dallara F312	Carlin Motorsport	18	104.27	34:19.803	182.2
11	11	Campos Racing	ESP	Alex Karkosik	POL			Dallara F312	Campos Racing	14	81.10	26:26.864	183.9
12	8	Drivex School	ESP	Lukas Dunner	AUT	R	5	Dallara F312	Drivex School	14	81.10	26:27.738	183.8
Not classified: (Requirements: 75% of number laps of leader = 14 Laps)													
	18	Campos Racing	ESP	Marcos Siebert	ARG			Dallara F312	Campos Racing	11	63.72	20:53.685	182.9
	51	RACE	ESP	Aldo Festante	ITA	R	6	Dallara F312	Teo Martin Motorsport	2	11.58	3:45.332	185.1





Autodromo Nazionale Monza
Euroformula Open
Race - 2
Lap Analysis



1 Kaylen Frederick R Dallara F312 RP Motorsport							4 Felipe Drugovich Dallara F312 RP Motorsport								
Lap	D	Time	Sector 1	Sector 2	Sector 3	T. Spd	Elapsed	Lap	D	Time	Sector 1	Sector 2	Sector 3	T. Spd	Elapsed
1		1:56.087	39.644	39.948	36.495	199.2	1:56.087	1		1:49.633	36.928	36.271	36.434	204.1	1:49.633
2		1:50.289	35.937	37.906	36.446	233.7	3:46.376	2		1:48.318	35.895	36.014	36.409	246.0	3:37.951
3		1:50.297	35.518	37.235	37.544	253.5	5:36.673	3		1:48.099	35.822	35.950	36.327	246.5	5:26.050
4		2:02.750	38.457	39.976	44.317	222.2	7:39.423	4		2:03.182	39.238	39.877	44.067	206.1	7:29.232
5		2:29.664	42.238	52.439	54.987	200.0	10:09.087	5		2:36.157	41.086	53.146	1:01.925	196.7	10:05.389
6		1:50.570	35.923	36.975	37.672	247.1	11:59.657	6		1:48.313	36.124	35.942	36.247	245.4	11:53.702
7		1:49.397	35.570	37.718	36.109	257.1	13:49.054	7		1:47.573	35.618	35.845	36.110	248.8	13:41.275
8		1:47.929	35.304	36.327	36.298	250.5	15:36.983	8		1:47.860	35.684	36.128	36.048	248.2	15:29.135
9		1:48.172	35.579	36.106	36.487	257.7	17:25.155	9		1:47.869	35.892	35.773	36.204	250.0	17:17.004
10		1:47.160	35.302	35.863	35.995	256.5	19:12.315	10		1:47.494	35.485	35.744	36.265	249.4	19:04.498
11		1:47.534	35.478	35.881	36.175	258.3	20:59.849	11		1:47.300	35.542	35.693	36.065	248.8	20:51.798
12		1:47.432	35.382	36.060	35.990	257.7	22:47.281	12		1:47.317	35.565	35.593	36.159	248.8	22:39.115
13		1:49.595	36.730	36.768	36.097	260.8	24:36.876	13		1:47.320	35.630	35.653	36.037	248.8	24:26.435
14		1:47.866	35.563	36.075	36.228	253.5	26:24.742	14		1:47.396	35.608	35.836	35.952	248.2	26:13.831
15		1:48.934	35.659	37.165	36.110	254.1	28:13.676	15		1:47.256	35.515	35.712	36.029	248.8	28:01.087
16		1:48.452	35.688	36.952	35.812	253.5	30:02.128	16		1:47.572	35.519	36.017	36.036	248.8	29:48.659
17		1:47.671	35.444	36.032	36.195	258.3	31:49.799	17		1:47.458	35.523	35.822	36.113	248.8	31:36.117
18		1:47.963	35.727	35.897	36.339	251.1	33:37.762	18		1:48.029	35.590	36.018	36.421	247.7	33:24.146

3 Leonardo Lorandi R Dallara F312 RP Motorsport							5 Dev Gore R Dallara F312 Carlin Motorsport								
Lap	D	Time	Sector 1	Sector 2	Sector 3	T. Spd	Elapsed	Lap	D	Time	Sector 1	Sector 2	Sector 3	T. Spd	Elapsed
1		1:53.490	39.215	37.641	36.634	213.4	1:53.490	1		1:55.620	39.492	38.239	37.889	214.2	1:55.620
2		1:48.432	35.125	36.541	36.766	260.2	3:41.922	2		1:50.072	36.125	37.454	36.493	251.1	3:45.692
3		1:49.113	36.165	36.690	36.258	245.4	5:31.035	3		1:53.936	36.086	36.674	41.176	260.8	5:39.628
4		2:03.625	40.258	38.625	44.742	170.8	7:34.660	4		2:02.816	38.302	39.490	45.024	193.5	7:42.444
5		2:32.707	41.288	53.434	57.985	174.7	10:07.367	5		2:27.227	41.804	50.899	54.524	196.7	10:09.671
6		1:48.388	35.632	36.345	36.411	250.5	11:55.755	6		1:56.226 P	35.879	36.833	43.514	244.3	12:05.897
7		1:47.444	35.494	35.987	35.963	260.8	13:43.199	7		2:10.363	56.459	36.873	37.031	202.6	14:16.260
8		1:47.252	35.104	35.951	36.197	257.1	15:30.451	8		1:49.271	35.887	36.377	37.007	248.8	16:05.531
9		1:47.706	35.255	36.260	36.191	257.7	17:18.157	9		1:49.134	35.957	36.460	36.717	248.8	17:54.665
10		1:47.592	35.256	36.170	36.166	255.9	19:05.749	10		1:49.117	35.878	36.422	36.817	248.8	19:43.782
11		1:47.475	35.372	35.942	36.161	251.1	20:53.224	11		1:49.462	35.845	36.658	36.959	248.8	21:33.244
12		1:49.322	35.880	36.285	37.157	250.0	22:42.546	12		1:49.807	36.030	36.983	36.794	248.2	23:23.051
13		1:48.653	35.674	36.388	36.591	260.2	24:31.199	13		1:50.422	36.190	36.876	37.356	246.0	25:13.473
14		1:50.291	35.773	36.211	38.307	254.1	26:21.490	14		1:49.441	35.921	36.568	36.952	247.7	27:02.914
15		1:51.638	35.681	36.488	39.469	254.1	28:13.128	15		1:49.329	35.904	36.754	36.671	248.2	28:52.243
16		1:48.548	35.533	36.374	36.641	250.5	30:01.676	16		1:49.198	35.867	36.674	36.657	247.1	30:41.441
17		1:48.940	35.920	36.692	36.328	248.2	31:50.616	17		1:49.256	35.843	36.663	36.750	246.5	32:30.697
18		1:47.973	35.299	36.229	36.445	254.7	33:38.589	18		1:49.106	35.841	36.568	36.697	247.1	34:19.803





Autodromo Nazionale Monza
Euroformula Open
Race - 2
Lap Analysis



8

Lukas Dunner

R

Dallara F312

12

Christian Hahn

Dallara F312

Drivex School

Drivex School

Lap D	Time	Sector 1	Sector 2	Sector 3	T. Spd	Elapsed	Lap D	Time	Sector 1	Sector 2	Sector 3	T. Spd	Elapsed
1	1:55.523	41.024	37.628	36.871	212.1	1:55.523	1	1:54.207	40.304	37.409	36.494	214.7	1:54.207
2	1:50.477	36.430	37.593	36.454	243.2	3:46.000	2	1:47.935	35.375	36.140	36.420	255.9	3:42.142
3	1:50.540	35.915	37.681	36.944	259.6	5:36.540	3	1:49.931	36.035	37.564	36.332	255.3	5:32.073
4	2:01.911	38.105	39.984	43.822	238.4	7:38.451	4	2:05.910	42.061	39.870	43.979	166.6	7:37.983
5	2:30.410	41.880	52.575	55.955	150.6	10:08.861	5	2:30.415	41.330	52.989	56.096	154.7	10:08.398
6	1:50.227	36.141	36.786	37.300	256.5	11:59.088	6	1:49.136	35.818	37.241	36.077	260.2	11:57.534
7	1:47.590	35.828	35.756	36.006	253.5	13:46.678	7	1:48.426	35.598	36.786	36.042	257.7	13:45.960
8	1:47.453	35.306	36.272	35.875	257.7	15:34.131	8	1:47.696	35.644	36.004	36.048	252.9	15:33.656
9	1:48.169	35.130	36.818	36.221	261.5	17:22.300	9	1:49.095	35.308	36.736	37.051	257.1	17:22.751
10	1:47.386	35.327	35.929	36.130	255.9	19:09.686	10	1:47.551	35.398	36.105	36.048	258.3	19:10.302
11	1:47.775	35.359	36.337	36.079	258.9	20:57.461	11	1:47.667	35.373	36.170	36.124	255.9	20:57.969
12	1:48.142	35.715	36.488	35.939	261.5	22:45.603	12	1:58.978	35.274	46.043	37.661	254.7	22:56.947
13	1:54.601	42.223	36.265	36.113	233.2	24:40.204	13	1:50.425	36.205	37.260	36.960	248.8	24:47.372
14	1:47.534	35.258	36.207	36.069	257.1	26:27.738	14	1:49.099	35.880	36.379	36.840	247.7	26:36.471
15		35.381			260.2		15	1:49.373	36.072	36.486	36.815	247.7	28:25.844

10

Bent Viscaal

R

Dallara F312

16

Marcos Siebert

Dallara F312

Teo Martin Motorsport

Lap D	Time	Sector 1	Sector 2	Sector 3	T. Spd	Elapsed	Lap D	Time	Sector 1	Sector 2	Sector 3	T. Spd	Elapsed
1	1:50.083	37.296	36.350	36.437	203.7	1:50.083	16	1:49.190	35.948	36.419	36.823	246.5	30:15.034
2	1:48.296	35.750	36.272	36.274	247.7	3:38.379	17	1:49.160	36.117	36.250	36.793	244.8	32:04.194
3	1:47.988	35.609	36.139	36.240	250.5	5:26.367	18	1:49.153	35.966	36.309	36.878	244.8	33:53.347
4	2:04.234	39.734	39.819	44.681	184.6	7:30.601	18						
5	2:35.247	40.843	53.049	1:01.355	180.0	10:05.848	1	1:51.695	38.424	36.499	36.772	218.1	1:51.695
6	1:48.433	36.117	36.376	35.940	248.8	11:54.281	2	1:47.898	35.540	36.195	36.163	256.5	3:39.593
7	1:47.384	35.361	35.992	36.031	252.9	13:41.665	3	1:48.089	35.655	36.261	36.173	248.8	5:27.682
8	1:47.862	35.391	36.303	36.168	251.1	15:29.527	4	2:04.092	40.233	39.374	44.485	172.2	7:31.774
9	1:49.039	36.526	36.378	36.135	253.5	17:18.566	5	2:34.532	40.964	53.263	1:00.305	208.0	10:06.306
10	1:47.907	35.366	36.484	36.057	252.9	19:06.473	6	1:48.656	35.853	36.563	36.240	258.9	11:54.962
11	1:47.439	35.569	35.774	36.096	251.1	20:53.912	7	1:47.367	35.372	35.912	36.083	257.7	13:42.329
12	1:48.239	35.524	36.045	36.670	246.0	22:42.151	8	1:47.507	35.330	36.041	36.136	257.1	15:29.836
13	1:47.994	35.767	35.900	36.327	251.1	24:30.145	9	1:47.941	35.449	36.298	36.194	253.5	17:17.777
14	1:47.772	35.670	35.911	36.191	250.0	26:17.917	10	1:48.405	35.619	36.664	36.122	254.7	19:06.182
15	1:47.707	35.592	35.877	36.238	251.1	28:05.624	11	1:47.503	35.318	35.955	36.230	257.7	20:53.685
16	1:47.989	35.611	36.265	36.113	249.4	29:53.613	21						
17	1:48.027	35.603	36.208	36.216	249.4	31:41.640	21						
18	1:48.192	35.701	36.305	36.186	248.2	33:29.832	21						

11

Alex Karkosik

Dallara F312

21

Calan Williams


Dallara F312

Campos Racing

Fortec Motorsport

Lap D	Time	Sector 1	Sector 2	Sector 3	T. Spd	Elapsed	Lap D	Time	Sector 1	Sector 2	Sector 3	T. Spd	Elapsed
1	1:52.004	38.664	36.953	36.387	213.0	1:52.004	1	2:23.076	1:08.707	37.202	37.167	208.8	2:23.076
2	1:48.509	35.544	36.546	36.419	251.1	3:40.513	2	1:49.425	36.052	36.284	37.089	246.5	4:12.501
3	1:47.843	35.235	36.352	36.256	257.1	5:28.356	3	1:50.243	35.995	36.279	37.969	247.7	6:02.744
4	2:05.191	41.219	39.406	44.566	151.8	7:33.547	4	1:51.150	35.921	37.027	38.202	247.7	7:53.894
5	2:33.626	41.637	53.493	58.496	193.2	10:07.173	5	2:16.946	36.081	47.692	53.173	249.4	10:10.840
6	1:49.110	35.784	37.193	36.133	255.9	11:56.283	6	1:48.877	35.508	36.578	36.791	259.6	11:59.717
7	1:47.877	35.179	36.654	36.044	257.7	13:44.160	7	1:48.988	35.756	36.972	36.260	253.5	13:48.705
8	1:48.004	35.363	36.178	36.463	254.7	15:32.164	8	1:48.717	35.500	36.953	36.264	258.9	15:37.422
9	1:48.111	35.533	36.161	36.417	252.9	17:20.275	9	1:48.244	35.207	36.737	36.300	259.6	17:25.666
10	1:48.109	35.644	36.036	36.429	250.0	19:08.384	10	1:47.495	35.234	36.205	36.056	257.1	19:13.161
11	1:48.402	35.953	36.174	36.275	252.9	20:56.786	11	1:48.085	35.457	36.036	36.592	257.7	21:01.246
12	1:48.704	35.297	37.037	36.370	255.9	22:45.490	12	1:47.625	35.328	36.126	36.171	258.3	22:48.871
13	1:53.326	38.728	38.099	36.499	250.0	24:38.816	13	1:50.313	35.260	38.284	36.769	259.6	24:39.184
14	1:48.048	35.498	36.109	36.441	254.7	26:26.864	14	1:47.969	35.301	36.398	36.270	252.3	26:27.153
15		35.910			254.7		15	1:48.468	35.574	36.534	36.360	258.3	28:15.621
							16	1:47.953	35.418	36.358	36.177	255.3	30:03.574
							17	1:48.126	35.062	36.683	36.381	251.7	31:51.700
							18	1:47.692	35.061	36.394	36.237	260.8	33:39.392





Autodromo Nazionale Monza
Euroformula Open
Race - 2
Lap Analysis



28

Cameron Das

Dallara F312

77

Guilherme Samaia

Dallara F312

Carlin Motorsport

RP Motorsport

Lap	D	Time	Sector 1	Sector 2	Sector 3	T. Spd	Elapsed	Lap	D	Time	Sector 1	Sector 2	Sector 3	T. Spd	Elapsed
1		1:52.995	38.903	37.602	36.490	202.2	1:52.995	1		1:52.538	38.691	37.385	36.462	208.4	1:52.538
2		1:48.671	35.392	36.253	37.026	262.1	3:41.666	2		1:49.037	35.552	36.157	37.328	260.8	3:41.575
3		1:50.124	36.365	37.350	36.409	252.9	5:31.790	3		1:50.332	35.684	37.712	36.936	254.1	5:31.907
4		2:04.069	40.505	38.222	45.342	169.8	7:35.859	4		2:04.935	41.120	38.419	45.396	165.3	7:36.842
5		2:31.712	40.757	53.776	57.179	195.2	10:07.571	5		2:31.251	40.738	53.598	56.915	180.6	10:08.093
6		1:49.265	36.113	36.732	36.420	249.4	11:56.836	6		1:51.490	35.907	37.795	37.788	261.5	11:59.583
7		1:47.652	35.278	36.136	36.238	262.7	13:44.488	7		1:48.033	35.600	36.304	36.129	254.7	13:47.616
8		1:48.445	35.318	36.573	36.554	259.6	15:32.933	8		1:47.551	35.285	36.119	36.147	259.6	15:35.167
9		1:47.586	35.431	35.829	36.326	260.2	17:20.519	9		1:47.922	35.216	36.046	36.660	260.2	17:23.089
10		1:48.538	35.736	36.546	36.256	244.8	19:09.057	10		1:47.824	35.339	36.295	36.190	255.9	19:10.913
11		1:48.042	35.371	36.400	36.271	260.8	20:57.099	11		1:47.843	35.335	36.241	36.267	257.1	20:58.756
12		1:48.163	35.145	36.533	36.485	256.5	22:45.262	12		1:47.912	35.264	36.462	36.186	255.9	22:46.668
13		1:47.818	35.926	35.849	36.043	254.1	24:33.080	13		1:50.999	37.313	37.424	36.262	260.2	24:37.667
14		1:47.740	35.285	35.827	36.628	260.8	26:20.820	14		1:47.701	35.311	36.145	36.245	257.7	26:25.368
15		1:48.146	35.836	36.071	36.239	248.2	28:08.966	15		1:48.523	35.173	36.746	36.604	258.9	28:13.891
16		1:48.669	35.889	36.458	36.322	250.5	29:57.635	16		1:49.184	35.495	37.579	36.110	261.5	30:03.075
17		1:47.676	35.398	36.016	36.262	257.1	31:45.311	17		1:48.013	35.402	36.371	36.240	257.7	31:51.088
18		1:47.816	35.730	35.762	36.324	248.2	33:33.127	18		1:48.054	35.199	36.027	36.828	256.5	33:39.142

34

Matheus Iorio

Dallara F312

Carlin Motorsport

Lap	D	Time	Sector 1	Sector 2	Sector 3	T. Spd	Elapsed
1		1:51.154	38.101	36.385	36.668	208.8	1:51.154
2		1:48.779	35.786	36.116	36.877	251.1	3:39.933
3		1:48.239	35.329	36.434	36.476	257.1	5:28.172
4		2:04.547	40.743	39.353	44.451	159.5	7:32.719
5		2:33.946	41.312	53.410	59.224	189.8	10:06.665
6		1:48.714	35.645	36.840	36.229	262.1	11:55.379
7		1:48.510	35.950	36.385	36.175	261.5	13:43.889
8		1:48.818	35.728	36.654	36.436	258.9	15:32.707
9		1:48.191	35.764	36.235	36.192	260.2	17:20.898
10		1:47.755	35.398	36.293	36.064	256.5	19:08.653
11		1:47.779	35.463	36.102	36.214	259.6	20:56.432
12		1:48.238	35.577	36.340	36.321	251.1	22:44.670
13		1:47.485	35.443	35.913	36.129	254.7	24:32.155
14		1:48.845	35.317	35.866	37.662	260.2	26:21.000
15		1:48.495	35.540	36.662	36.293	254.1	28:09.495
16		1:47.775	35.297	36.079	36.399	261.5	29:57.270
17		1:48.534	35.992	36.153	36.389	233.7	31:45.804
18		1:47.613	35.469	35.893	36.251	255.9	33:33.417

51

Aldo Festante

R

Dallara F312

Teo Martin Motorsport

Lap	D	Time	Sector 1	Sector 2	Sector 3	T. Spd	Elapsed
1		1:55.769	40.223	38.074	37.472	218.1	1:55.769
2		1:49.563	36.088	36.928	36.547	252.3	3:45.332
3			36.389	36.539		252.3	





Autodromo Nazionale Monza
Euroformula Open
Race - 2
Analysis by Lap



Num	Lap Time	Gap
Lap 1		
4	1:49.633	
10	1:50.083	00.450
34	1:51.154	01.521
18	1:51.695	02.062
11	1:52.004	02.371
77	1:52.538	02.905
28	1:52.995	03.362
3	1:53.490	03.857
12	1:54.207	04.574
8	1:55.523	05.890
5	1:55.620	05.987
51	1:55.769	06.136
1	1:56.087	06.454
21	2:23.076	33.443
Num	Lap Time	Gap
Lap 2		
4	1:48.318	
10	1:48.296	00.428
18	1:47.898	01.642
34	1:48.779	01.982
11	1:48.509	02.562
77	1:49.037	03.624
28	1:48.671	03.715
3	1:48.432	03.971
12	1:47.935	04.191
51	1:49.563	07.381
5	1:50.072	07.741
8	1:50.477	08.049
1	1:50.289	08.425
21	1:49.425	34.550
Num	Lap Time	Gap
Lap 3		
4	1:48.099	
10	1:47.988	00.317
18	1:48.089	01.632
34	1:48.239	02.122
11	1:47.843	02.306
3	1:49.113	04.985
28	1:50.124	05.740


77	1:50.332	05.857
12	1:49.931	06.023
8	1:50.540	10.490
1	1:50.297	10.623
5	1:53.936	13.578
21	1:50.243	36.694
Num	Lap Time	Gap
Lap 4		
4	2:03.182	
10	2:04.234	01.369
18	2:04.092	02.542
34	2:04.547	03.487
11	2:05.191	04.315
3	2:03.625	05.428
28	2:04.069	06.627
77	2:04.935	07.610
12	2:05.910	08.751
8	2:01.911	09.219
1	2:02.750	10.191
5	2:02.816	13.212
21	1:51.150	24.662
Num	Lap Time	Gap
Lap 5		
4	2:36.157	
10	2:35.247	00.459
18	2:34.532	00.917
34	2:33.946	01.276
11	2:33.626	01.784
3	2:32.707	01.978
28	2:31.712	02.182
77	2:31.251	02.704
12	2:30.415	03.009
8	2:30.410	03.472
1	2:29.664	03.698
5	2:27.227	04.282
21	2:16.946	05.451
Num	Lap Time	Gap
Lap 6		
4	1:48.313	
10	1:48.433	00.579
18	1:48.656	01.260

34	1:48.714	01.677
3	1:48.388	02.053
11	1:49.110	02.581
28	1:49.265	03.134
12	1:49.136	03.832
8	1:50.227	05.386
77	1:51.490	05.881
1	1:50.570	05.955
21	1:48.877	06.015
5	1:56.226	12.195
Num	Lap Time	Gap
Lap 7		
4	1:47.573	
10	1:47.384	00.390
18	1:47.367	01.054
3	1:47.444	01.924
34	1:48.510	02.614
11	1:47.877	02.885
28	1:47.652	03.213
12	1:48.426	04.685
8	1:47.590	05.403
77	1:48.033	06.341
21	1:48.988	07.430
1	1:49.397	07.779
5	2:10.363	34.985
Num	Lap Time	Gap
Lap 8		
4	1:47.860	
10	1:47.862	00.392
18	1:47.507	00.701
3	1:47.252	01.316
11	1:48.004	03.029
34	1:48.818	03.572
28	1:48.445	03.798
12	1:47.696	04.521
8	1:47.453	04.996
77	1:47.551	06.032
1	1:47.929	07.848
21	1:48.717	08.287
5	1:49.271	36.396

Num	Lap Time	Gap
Lap 9		
4	1:47.869	
18	1:47.941	00.773
3	1:47.706	01.153
10	1:49.039	01.562
11	1:48.111	03.271
28	1:47.586	03.515
34	1:48.191	03.894
8	1:48.169	05.296
12	1:49.095	05.747
77	1:47.922	06.085
1	1:48.172	08.151
21	1:48.244	08.662
5	1:49.134	37.661
Num	Lap Time	Gap
Lap 10		
4	1:47.494	
3	1:47.592	01.251
18	1:48.405	01.684
10	1:47.907	01.975
11	1:48.109	03.886
34	1:47.755	04.155
28	1:48.538	04.559
8	1:47.386	05.188
12	1:47.551	05.804
77	1:47.824	06.415
1	1:47.160	07.817
21	1:47.495	08.663
5	1:49.117	39.284
Num	Lap Time	Gap
Lap 11		
4	1:47.300	
3	1:47.475	01.426
18	1:47.503	01.887
10	1:47.439	02.114
34	1:47.779	04.634
11	1:48.402	04.988
28	1:48.042	05.301
8	1:47.775	05.663
12	1:47.667	06.171

77	1:47.843	06.958
1	1:47.534	08.051
21	1:48.085	09.448
5	1:49.462	41.446
Num	Lap Time	Gap
Lap 12		
4	1:47.317	
10	1:48.239	03.036
3	1:49.322	03.431
34	1:48.238	05.555
28	1:48.163	06.147
11	1:48.704	06.375
8	1:48.142	06.488
77	1:47.912	07.553
1	1:47.432	08.166
21	1:47.625	09.756
12	1:58.978	17.832
5	1:49.807	43.936
Num	Lap Time	Gap
Lap 13		
4	1:47.320	
10	1:47.994	03.710
3	1:48.653	04.764
34	1:47.485	05.720
28	1:47.818	06.645
1	1:49.595	10.441
77	1:50.999	11.232
11	1:53.326	12.381
21	1:50.313	12.749
8	1:54.601	13.769
12	1:50.425	20.937
5	1:50.422	47.038
Num	Lap Time	Gap
Lap 14		
4	1:47.396	
10	1:47.772	04.086
28	1:47.740	06.989
34	1:48.845	07.169
3	1:50.291	07.659
1	1:47.866	10.911
77	1:47.701	11.537





Autodromo Nazionale Monza
Euroformula Open
Race - 2
Analysis by Lap



Num	Lap Time	Gap
11	1:48.048	13.033
21	1:47.969	13.322
8	1:47.534	13.907
12	1:49.099	22.640
5	1:49.441	49.083

Num Lap Time Gap

Lap 15

4	1:47.256	
10	1:47.707	04.537
28	1:48.146	07.879
34	1:48.495	08.408
3	1:51.638	12.041
1	1:48.934	12.589
77	1:48.523	12.804
21	1:48.468	14.534
12	1:49.373	24.757
5	1:49.329	51.156

Num Lap Time Gap

Lap 16

4	1:47.572	
10	1:47.989	04.954
34	1:47.775	08.611
28	1:48.669	08.976
3	1:48.548	13.017
1	1:48.452	13.469
77	1:49.184	14.416
21	1:47.953	14.915
12	1:49.190	26.375
5	1:49.198	52.782

Num Lap Time Gap

Lap 17


4	1:47.458	
10	1:48.027	05.523
28	1:47.676	09.194
34	1:48.534	09.687
1	1:47.671	13.682
3	1:48.940	14.499
77	1:48.013	14.971
21	1:48.126	15.583
12	1:49.160	28.077
5	1:49.256	54.580

Num Lap Time Gap

Lap 18

4	1:48.029	
10	1:48.192	05.686
28	1:47.816	08.981
34	1:47.613	09.271
1	1:47.963	13.616
3	1:47.973	14.443
77	1:48.054	14.996
21	1:47.692	15.246
12	1:49.153	29.201
5	1:49.106	55.657





Autodromo Nazionale Monza

Euroformula Open


Race - 2

Best Sectors Results



Sector - 1				Sector - 2				Sector - 3				Ideal Lap vs Best Lap					
Clas	Nº	Driver	Time	Nº	Driver	Time	Nº	Driver	Time	Clas	Nº	Driver	Ideal Lap	Best Lap	Clas		
1	21	Calan Williams	35.061	4	Felipe Drugovich	35.593	1	Kaylen Frederick	35.812	1	8	Lukas Dunner	1:46.761	1:47.386	6		
2	3	Leonardo Lorandi	35.104	8	Lukas Dunner	35.756	8	Lukas Dunner	35.875	2	28	Cameron Das	1:46.950	1:47.586	11		
3	8	Lukas Dunner	35.130	28	Cameron Das	35.762	10	Bent Viscaal	35.940	3	1	Kaylen Frederick	1:46.977	1:47.160	1		
4	28	Cameron Das	35.145	10	Bent Viscaal	35.774	4	Felipe Drugovich	35.952	4	3	Leonardo Lorandi	1:47.009	1:47.252	2		
5	77	Guilherme Samaia	35.173	1	Kaylen Frederick	35.863	3	Leonardo Lorandi	35.963	5	4	Felipe Drugovich	1:47.030	1:47.256	3		
6	11	Alex Karkosik	35.179	34	Matheus Iorio	35.866	12	Christian Hahn	36.042	6	10	Bent Viscaal	1:47.075	1:47.384	5		
7	12	Christian Hahn	35.274	18	Marcos Siebert	35.912	28	Cameron Das	36.043	7	21	Calan Williams	1:47.153	1:47.495	8		
8	34	Matheus Iorio	35.297	3	Leonardo Lorandi	35.942	11	Alex Karkosik	36.044	8	34	Matheus Iorio	1:47.227	1:47.485	7		
9	1	Kaylen Frederick	35.302	12	Christian Hahn	36.004	21	Calan Williams	36.056	9	11	Alex Karkosik	1:47.259	1:47.843	12		
10	18	Marcos Siebert	35.318	77	Guilherme Samaia	36.027	34	Matheus Iorio	36.064	10	77	Guilherme Samaia	1:47.310	1:47.551	9		
11	10	Bent Viscaal	35.361	21	Calan Williams	36.036	18	Marcos Siebert	36.083	11	18	Marcos Siebert	1:47.313	1:47.367	4		
12	4	Felipe Drugovich	35.485	11	Alex Karkosik	36.036	77	Guilherme Samaia	36.110	12	12	Christian Hahn	1:47.320	1:47.551	10		
13	5	Dev Gore	35.841	5	Dev Gore	36.377	5	Dev Gore	36.493	13	5	Dev Gore	1:48.711	1:49.106	13		
14	51	Aldo Festante	36.088	51	Aldo Festante	36.539	51	Aldo Festante	36.547	14	51	Aldo Festante	1:49.174	1:49.563	14		






Autodromo Nazionale Monza
 Euroformula Open
 Race - 2
 Leader Sequence



<u>Nº</u>	<u>Entrant</u>	<u>Nat</u>	<u>Driver</u>	<u>Nat</u>	<u>Cat</u>	<u>Chassis</u>	<u>Team</u>	<u>Start Lap</u>	<u>End Lap</u>	<u>Laps</u>	<u>Total Laps</u>
4	RP Motorsport	ITA	Felipe Drugovich	BRA		Dallara F312	RP Motorsport	1	18	18	18






Autodromo Nazionale Monza
Euroformula Open
Race - 2
Best 5 Lap Times



Cls	Nº	Entrant	Nat	Driver	Nat	Cat	Cls	Chassis	Team	Best 1		Best 2		Best 3		Best 4		Best 5	
										Time	Lap	Time	Lap	Time	Lap	Time	Lap	Time	Lap
1	1	RP Motorsport	ITA	Kaylen Frederick	USA	R	1	Dallara F312	RP Motorsport	1:47.160	10	1:47.432	12	1:47.534	11	1:47.671	17	1:47.866	14
2	3	RP Motorsport	ITA	Leonardo Lorandi	ITA	R	2	Dallara F312	RP Motorsport	1:47.252	8	1:47.444	7	1:47.475	11	1:47.592	10	1:47.706	9
3	4	RP Motorsport	ITA	Felipe Drugovich	BRA			Dallara F312	RP Motorsport	1:47.256	15	1:47.300	11	1:47.317	12	1:47.320	13	1:47.396	14
4	18	Campos Racing	ESP	Marcos Siebert	ARG			Dallara F312	Campos Racing	1:47.367	7	1:47.503	11	1:47.507	8	1:47.898	2	1:47.941	9
5	10	RACE	ESP	Bent Viscaal	NLD	R	3	Dallara F312	Teo Martin Motorsport	1:47.384	7	1:47.439	11	1:47.707	15	1:47.772	14	1:47.862	8
6	8	Drivex School	ESP	Lukas Dunner	AUT	R	4	Dallara F312	Drivex School	1:47.386	10	1:47.453	8	1:47.534	14	1:47.590	7	1:47.775	11
7	34	Carlin Motorsport	GBR	Matheus Iorio	BRA			Dallara F312	Carlin Motorsport	1:47.485	13	1:47.613	18	1:47.755	10	1:47.775	16	1:47.779	11
8	21	Fortec Motorsport	GBR	Calan Williams	AUS			Dallara F312	Fortec Motorsport	1:47.495	10	1:47.625	12	1:47.692	18	1:47.953	16	1:47.969	14
9	12	Drivex School	ESP	Christian Hahn	BRA			Dallara F312	Drivex School	1:47.551	10	1:47.667	11	1:47.696	8	1:47.935	2	1:48.426	7
10	77	RP Motorsport	ITA	Guilherme Samaia	BRA			Dallara F312	RP Motorsport	1:47.551	8	1:47.701	14	1:47.824	10	1:47.843	11	1:47.912	12
11	28	Carlin Motorsport	GBR	Cameron Das	USA			Dallara F312	Carlin Motorsport	1:47.586	9	1:47.652	7	1:47.676	17	1:47.740	14	1:47.816	18
12	11	Campos Racing	ESP	Alex Karkosik	POL			Dallara F312	Campos Racing	1:47.843	3	1:47.877	7	1:48.004	8	1:48.048	14	1:48.109	10
13	5	Carlin Motorsport	GBR	Dev Gore	USA	R	5	Dallara F312	Carlin Motorsport	1:49.106	18	1:49.117	10	1:49.134	9	1:49.198	16	1:49.256	17
14	51	RACE	ESP	Aldo Festante	ITA	R	6	Dallara F312	Teo Martin Motorsport	1:49.563	2	1:55.769	1						






Autodromo Nazionale Monza
Euroformula Open
Race - 2
Best 5 Top Speeds



Cls	Nº	Entrant	Nat	Driver	Nat	Cat	Cls	Chassis	Team	Top 1		Top 2		Top 3		Top 4		Top 5		Avg
										Km/h	Lap	Km/h	Lap	Km/h	Lap	Km/h	Lap	Km/h	Lap	
1	28	Carlin Motorsport	GBR	Cameron Das	USA			Dallara F312	Carlin Motorsport	262.7	7	262.1	2	260.8	11	260.8	14	260.2	9	261.3
2	34	Carlin Motorsport	GBR	Matheus Iorio	BRA			Dallara F312	Carlin Motorsport	262.1	6	261.5	7	261.5	16	260.2	9	260.2	14	261.1
3	8	Drivex School	ESP	Lukas Dunner	AUT	R	1	Dallara F312	Drivex School	261.5	9	261.5	12	260.2	15	259.6	3	258.9	11	260.3
4	77	RP Motorsport	ITA	Guilherme Samaia	BRA			Dallara F312	RP Motorsport	261.5	6	261.5	16	260.8	2	260.2	9	260.2	13	260.8
5	1	RP Motorsport	ITA	Kaylen Frederick	USA	R	2	Dallara F312	RP Motorsport	260.8	13	258.3	11	258.3	17	257.7	9	257.7	12	258.6
6	3	RP Motorsport	ITA	Leonardo Lorandi	ITA	R	3	Dallara F312	RP Motorsport	260.8	7	260.2	2	260.2	13	257.7	9	257.1	8	259.2
7	5	Carlin Motorsport	GBR	Dev Gore	USA	R	4	Dallara F312	Carlin Motorsport	260.8	3	251.1	2	248.8	8	248.8	9	248.8	10	251.7
8	21	Fortec Motorsport	GBR	Calan Williams	AUS			Dallara F312	Fortec Motorsport	260.8	18	259.6	6	259.6	9	259.6	13	258.9	8	259.7
9	12	Drivex School	ESP	Christian Hahn	BRA			Dallara F312	Drivex School	260.2	6	258.3	10	257.7	7	257.1	9	255.9	2	257.8
10	18	Campos Racing	ESP	Marcos Siebert	ARG			Dallara F312	Campos Racing	258.9	6	257.7	7	257.7	11	257.1	8	256.5	2	257.6
11	11	Campos Racing	ESP	Alex Karkosik	POL			Dallara F312	Campos Racing	257.7	7	257.1	3	255.9	6	255.9	12	254.7	8	256.2
12	10	RACE	ESP	Bent Viscaal	NLD	R	5	Dallara F312	Teo Martin Motorsport	253.5	9	252.9	7	252.9	10	251.1	8	251.1	11	252.3
13	51	RACE	ESP	Aldo Festante	ITA	R	6	Dallara F312	Teo Martin Motorsport	252.3	2	252.3	3	218.1	1					240.9
14	4	RP Motorsport	ITA	Felipe Drugovich	BRA			Dallara F312	RP Motorsport	250.0	9	249.4	10	248.8	7	248.8	11	248.8	12	249.1





Autodromo Nazionale Monza

Euroformula Open

Race - 2


Fastest Laps Sequence

Autodromo Nazionale Monza 5.793 m.



Lap	Time of Day	Session Time	Nº	Entrant	Nat	Driver	Nat	Cat	Chassis	Team	Time	Km/h
2	13:17:16.905	3:37.905	4	RP Motorsport	ITA	Felipe Drugovich	BRA		Dallara F312	RP Motorsport	1:48.318	192.5
2	13:17:17.333	3:38.333	10	RACE	ESP	Bent Viscaal	NLD	R	Dallara F312	Teo Martin Motorsport	1:48.296	192.5
2	13:17:18.547	3:39.547	18	Campos Racing	ESP	Marcos Siebert	ARG		Dallara F312	Campos Racing	1:47.898	193.2
3	13:19:07.310	5:28.310	11	Campos Racing	ESP	Alex Karkosik	POL		Dallara F312	Campos Racing	1:47.843	193.3
7	13:27:20.229	13:41.229	4	RP Motorsport	ITA	Felipe Drugovich	BRA		Dallara F312	RP Motorsport	1:47.573	193.8
7	13:27:20.619	13:41.619	10	RACE	ESP	Bent Viscaal	NLD	R	Dallara F312	Teo Martin Motorsport	1:47.384	194.2
7	13:27:21.283	13:42.283	18	Campos Racing	ESP	Marcos Siebert	ARG		Dallara F312	Campos Racing	1:47.367	194.2
8	13:29:09.405	15:30.405	3	RP Motorsport	ITA	Leonardo Lorandi	ITA	R	Dallara F312	RP Motorsport	1:47.252	194.4
10	13:32:51.269	19:12.269	1	RP Motorsport	ITA	Kaylen Frederick	USA	R	Dallara F312	RP Motorsport	1:47.160	194.6






Autodromo Nazionale Monza
Euroformula Open
Race - 2
Event Best Maximum Speed



Nº	Entrant	Nat	Driver	Nat	Cat	Clas	Chassis	Team	Km/h	Session
28	Carlin Motorsport	GBR	Cameron Das	USA			Dallara F312	Carlin Motorsport	262.7	Qualifying - 2
5	Carlin Motorsport	GBR	Dev Gore	USA	R	1	Dallara F312	Carlin Motorsport	262.7	Qualifying - 2
8	Drivex School	ESP	Lukas Dunner	AUT	R	2	Dallara F312	Drivex School	262.1	Free Practice - 2
18	Campos Racing	ESP	Marcos Siebert	ARG			Dallara F312	Campos Racing	262.1	Qualifying - 1
77	RP Motorsport	ITA	Guilherme Samaia	BRA			Dallara F312	RP Motorsport	262.1	Race - 1
51	RACE	ESP	Aldo Festante	ITA	R	3	Dallara F312	Teo Martin Motorsport	262.1	Race - 1
34	Carlin Motorsport	GBR	Matheus Iorio	BRA			Dallara F312	Carlin Motorsport	262.1	Race - 2
3	RP Motorsport	ITA	Leonardo Lorandi	ITA	R	4	Dallara F312	RP Motorsport	261.5	Race - 1
21	Fortec Motorsport	GBR	Calan Williams	AUS			Dallara F312	Fortec Motorsport	261.5	Race - 1
1	RP Motorsport	ITA	Kaylen Frederick	USA	R	5	Dallara F312	RP Motorsport	261.5	Race - 1
4	RP Motorsport	ITA	Felipe Drugovich	BRA			Dallara F312	RP Motorsport	261.5	Qualifying - 2
11	Campos Racing	ESP	Alex Karkosik	POL			Dallara F312	Campos Racing	260.8	Qualifying - 2
10	RACE	ESP	Bent Viscaal	NLD	R	6	Dallara F312	Teo Martin Motorsport	260.2	Free Practice - 2
12	Drivex School	ESP	Christian Hahn	BRA			Dallara F312	Drivex School	260.2	Race - 2






Autodromo Nazionale Monza
Euroformula Open
Race - 2
Lap Chart



LAP

Nr	Po	Grid	1	2	3	4	5	6	7	8	9	10	11	12	13	14	15	16	17	18
4	1	4	4	4	4	4	4	4	4	4	4	4	4	4	4	4	4	4	4	4
10	2	10	10	10	10	10	10	10	10	10	18	3	3	10	10	10	10	10	10	10
21	3	21	34	18	18	18	18	18	18	18	3	18	18	3	3	28	28	34	28	28
34	4	34	18	34	34	34	34	34	3	3	10	10	10	34	34	34	34	28	34	34
77	5	77	11	11	11	11	11	3	34	11	11	11	34	28	28	3	3	3	1	1
28	6	28	77	77	3	3	3	11	11	34	28	34	11	11	1	1	1	1	3	3
11	7	11	28	28	28	28	28	28	28	28	34	28	28	8	77	77	77	77	77	77
18	8	18	3	3	77	77	77	12	12	12	8	8	8	77	11	11	21	21	21	21
3	9	3	12	12	12	12	12	8	8	8	12	12	12	1	21	21	12	12	12	12
8	10	8	8	51	8	8	8	77	77	77	77	77	77	21	8	8	5	5	5	5
1	11	1	5	5	1	1	1	1	21	1	1	1	1	12	12	12				
5	12	5	51	8	5	5	5	21	1	21	21	21	21	5	5	5				
51	13	51	1	1	21	21	21	5	5	5	5	5	5							
12	14	12	21	21																

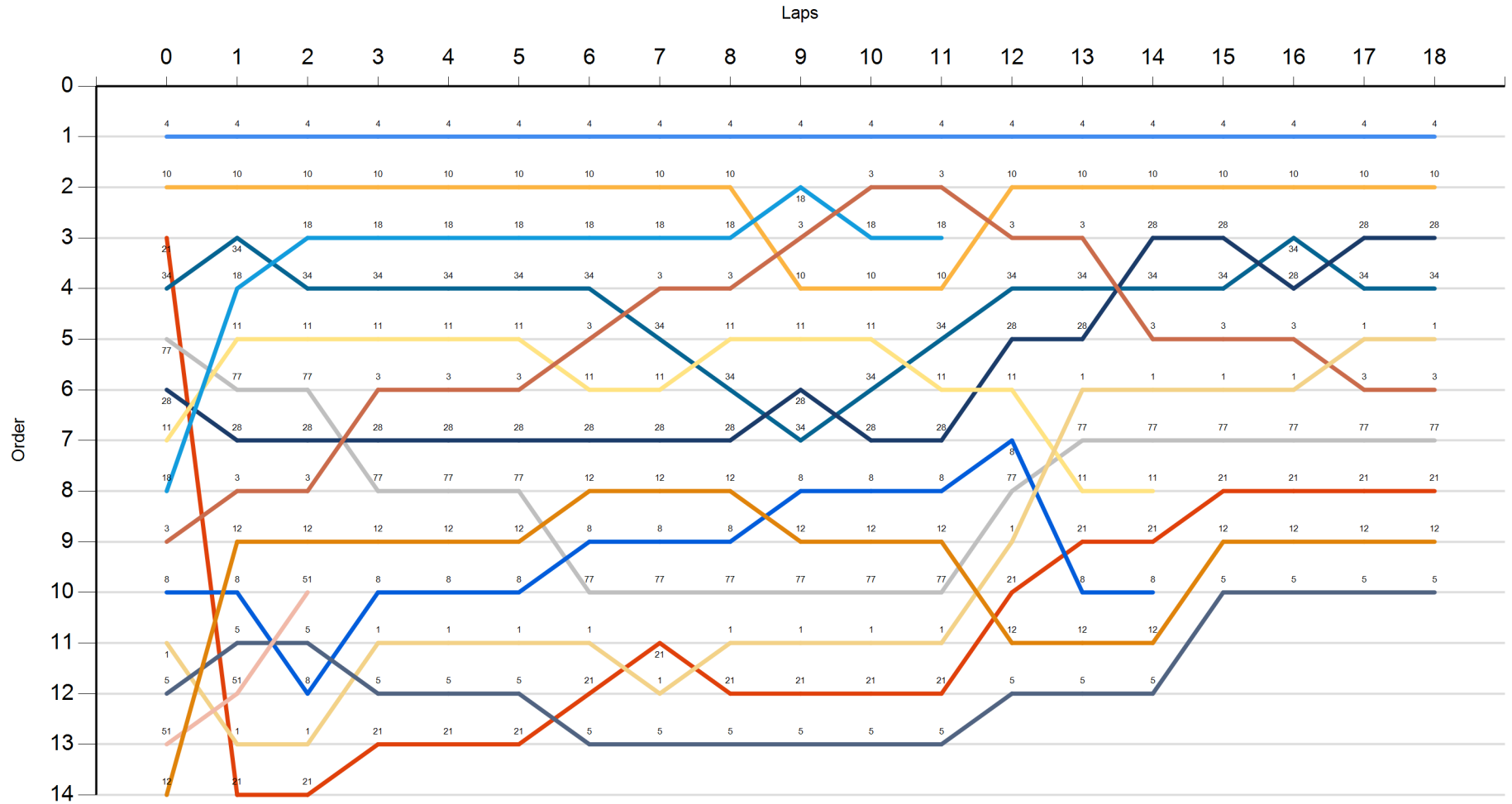





Autodromo Nazionale Monza
Euroformula Open
Race - 2
Graphic Lap Chart



- 4
- 10
- 21
- 34
- 77
- 28
- 11
- 18
- 3
- 8
- 1
- 5
- 51
- 12





Autodromo Nazionale Monza

Euroformula Open


Race - 2

Pit Stop Analysis

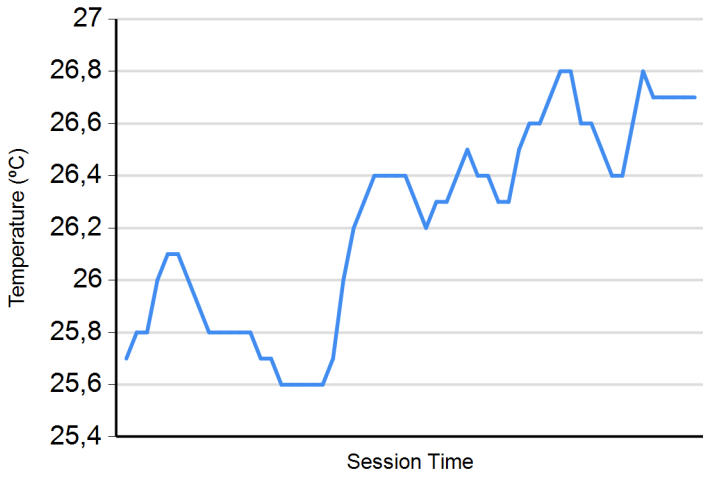


<u>Nr.</u>	<u>In Day Time</u>	<u>Entrant</u>	<u>Nat</u>	<u>Driver</u>	<u>Nat</u>	<u>Cat</u>	<u>Chassis</u>	<u>Team</u>	<u>In Time</u>	<u>Stop N°</u>	<u>Pit Time</u>	<u>Handicap</u>	<u>Penalty</u>
5	13:25:39.535	Carlin Motorsport	GBR	Dev Gore	USA	R	Dallara F312	Carlin Motorsport	12:00.581	1	25.818		

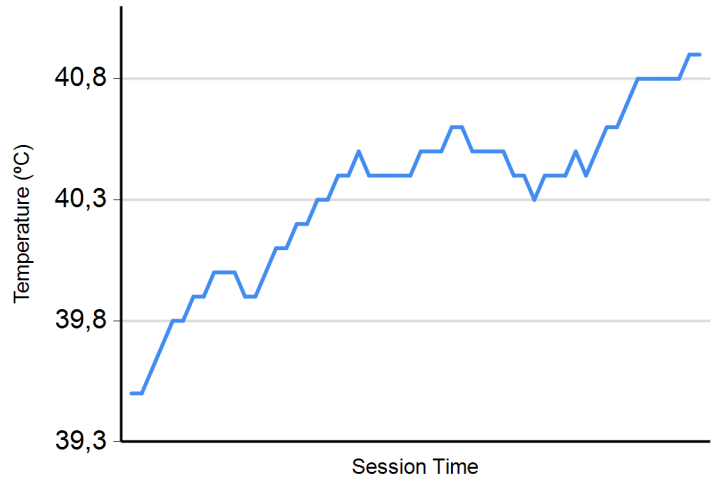




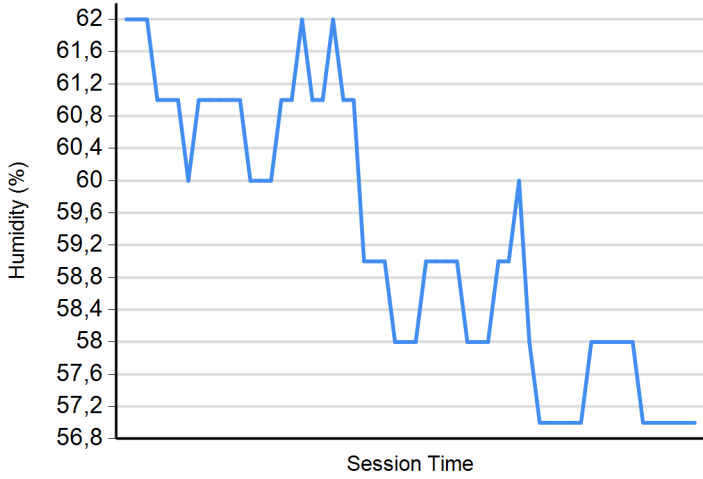
Air Temperature



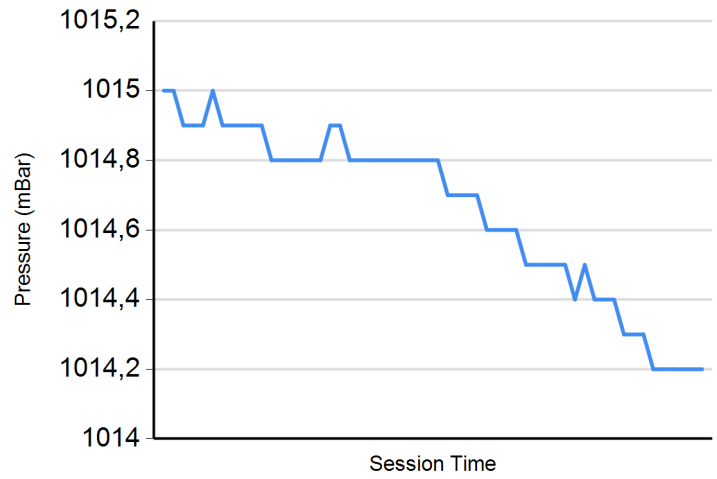
Track Temperature



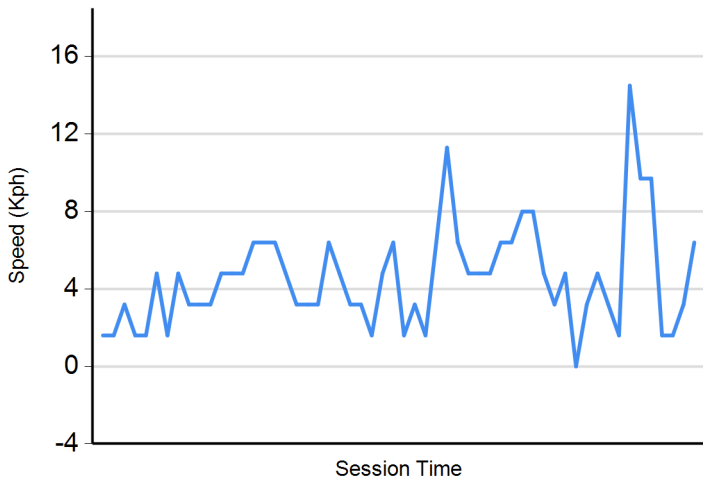
Humidity



Pressure



Wind Speed



Wind direction

North = 0°/360° Est = 90° South = 180° West = 270°

