

**Autodromo Nazionale Monza**  
**Euroformula Open**  
**Qualifying - 2**  
**Provisional Results**



Clas	Nº	Entrant	Nat	Driver	Nat	Cat	Clas	Chassis	Team	Laps	Best	Time	Gap	Interval	Km/h
1	4	RP Motorsport	ITA	Felipe Drugovich	BRA			Dallara F312	RP Motorsport	15	14	<b>1:45.700</b>			197.3
2	10	RACE	ESP	Bent Viscaal	NLD	R	1	Dallara F312	Teo Martin Motorsport	14	12	<b>1:46.204</b>	0.504	0.504	196.3
3	21	Fortec Motorsport	GBR	Calan Williams	AUS			Dallara F312	Fortec Motorsport	15	14	<b>1:46.261</b>	0.561	0.057	196.2
4	34	Carlin Motorsport	GBR	Matheus Iorio	BRA			Dallara F312	Carlin Motorsport	15	14	<b>1:46.262</b>	0.562	0.001	196.2
5	77	RP Motorsport	ITA	Guilherme Samaia	BRA			Dallara F312	RP Motorsport	14	13	<b>1:46.332</b>	0.632	0.070	196.1
6	28	Carlin Motorsport	GBR	Cameron Das	USA			Dallara F312	Carlin Motorsport	16	15	<b>1:46.416</b>	0.716	0.084	195.9
7	11	Campos Racing	ESP	Alex Karkosik	POL			Dallara F312	Campos Racing	13	12	<b>1:46.498</b>	0.798	0.082	195.8
8	18	Campos Racing	ESP	Marcos Siebert	ARG			Dallara F312	Campos Racing	13	12	<b>1:46.552</b>	0.852	0.054	195.7
9	3	RP Motorsport	ITA	Leonardo Lorandi	ITA	R	2	Dallara F312	RP Motorsport	12	8	<b>1:46.620</b>	0.920	0.068	195.5
10	8	Drivex School	ESP	Lukas Dunner	AUT	R	3	Dallara F312	Drivex School	13	12	<b>1:46.814</b>	1.114	0.194	195.2
11	1	RP Motorsport	ITA	Kaylen Frederick	USA	R	4	Dallara F312	RP Motorsport	16	9	<b>1:47.172</b>	1.472	0.358	194.5
12	5	Carlin Motorsport	GBR	Dev Gore	USA	R	5	Dallara F312	Carlin Motorsport	16	16	<b>1:47.638</b>	1.938	0.466	193.7
13	51	RACE	ESP	Aldo Festante	ITA	R	6	Dallara F312	Teo Martin Motorsport	14	12	<b>1:47.997</b>	2.297	0.359	193.1
14	12	Drivex School	ESP	Christian Hahn	BRA			Dallara F312	Drivex School	14	7	<b>1:48.063</b>	2.363	0.066	192.9


CAR #5 TIME 1:48.271 DISALLOWED TRACK LIMITS AT T 11  
 CAR #8 TIME 1:47.588 DISALLOWED TRACK LIMITS AT T 11  
 CAR #51 TIME 1:48.433 DISALLOWED TRACK LIMITS AT T 11  
 CAR #12 TIME 1:46.347 DISALLOWED

Published at:.....

Track Temp: **24.7 °C**    Air Temp: **19.9 °C**    Humidity: **80 %**    Track Status: **DRY**

<b>Stewards:</b>	<b>Race Director:</b>	<b>Timekeeper:</b>





**Autodromo Nazionale Monza**  
**Euroformula Open**  
**Qualifying - 2**  
**Provisional Results by Class**



Clas	Nº	Entrant	Nat	Driver	Nat	Cat	Clas	Chassis	Team	Laps	Best	Time	Gap	Interval	Km/h
1	4	RP Motorsport	ITA	Felipe Drugovich	BRA			Dallara F312	RP Motorsport	15	14	<b>1:45.700</b>			197.3
2	21	Fortec Motorsport	GBR	Calan Williams	AUS			Dallara F312	Fortec Motorsport	15	14	<b>1:46.261</b>	0.561	0.561	196.2
3	34	Carlin Motorsport	GBR	Matheus Iorio	BRA			Dallara F312	Carlin Motorsport	15	14	<b>1:46.262</b>	0.562	0.001	196.2
4	77	RP Motorsport	ITA	Guilherme Samaia	BRA			Dallara F312	RP Motorsport	14	13	<b>1:46.332</b>	0.632	0.070	196.1
5	28	Carlin Motorsport	GBR	Cameron Das	USA			Dallara F312	Carlin Motorsport	16	15	<b>1:46.416</b>	0.716	0.084	195.9
6	11	Campos Racing	ESP	Alex Karkosik	POL			Dallara F312	Campos Racing	13	12	<b>1:46.498</b>	0.798	0.082	195.8
7	18	Campos Racing	ESP	Marcos Siebert	ARG			Dallara F312	Campos Racing	13	12	<b>1:46.552</b>	0.852	0.054	195.7
8	12	Drivex School	ESP	Christian Hahn	BRA			Dallara F312	Drivex School	14	7	<b>1:48.063</b>	2.363	1.511	192.9

**Rookie**

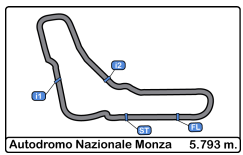
1	10	RACE	ESP	Bent Viscaal	NLD	R	1	Dallara F312	Teo Martin Motorsport	14	12	<b>1:46.204</b>			196.3
2	3	RP Motorsport	ITA	Leonardo Lorandi	ITA	R	2	Dallara F312	RP Motorsport	12	8	<b>1:46.620</b>	0.416	0.416	195.5
3	8	Drivex School	ESP	Lukas Dunner	AUT	R	3	Dallara F312	Drivex School	13	12	<b>1:46.814</b>	0.610	0.194	195.2
4	1	RP Motorsport	ITA	Kaylen Frederick	USA	R	4	Dallara F312	RP Motorsport	16	9	<b>1:47.172</b>	0.968	0.358	194.5
5	5	Carlin Motorsport	GBR	Dev Gore	USA	R	5	Dallara F312	Carlin Motorsport	16	16	<b>1:47.638</b>	1.434	0.466	193.7
6	51	RACE	ESP	Aldo Festante	ITA	R	6	Dallara F312	Teo Martin Motorsport	14	12	<b>1:47.997</b>	1.793	0.359	193.1

Published at:.....

Track Temp: **24.7 °C**    Air Temp: **19.9 °C**    Humidity: **80 %**    Track Status: **DRY**

<b>Stewards:</b>	<b>Race Director:</b>	<b>Timekeeper:</b>





**Autodromo Nazionale Monza**  
Euroformula Open  
Qualifying - 2  
Lap Analysis



**1** Kaylen Frederick R Dallara F312 **5** Dev Gore R Dallara F312  
RP Motorsport Carlin Motorsport

Lap	D	Time	Sector 1	Sector 2	Sector 3	T. Spd	Elapsed	Lap	D	Time	Sector 1	Sector 2	Sector 3	T. Spd	Elapsed
1		9:02:41.388	9:01:15.910	43.185	42.293	136.8	9:02:41.388	1		9:02:07.273	9:00:48.509	40.408	38.356	163.8	9:02:07.273
2		1:54.498	38.512	38.175	37.811	211.7	9:04:35.886	2		1:52.029	36.818	37.704	37.507	244.3	9:03:59.302
3		1:49.034	35.879	36.494	36.661	254.1	9:06:24.920	3		1:50.139	36.331	36.846	36.962	245.4	9:05:49.441
4		1:50.474	36.107	36.112	38.255	246.0	9:08:15.394	4		1:49.148	36.151	36.270	36.727	247.7	9:07:38.589
5		1:47.883	35.650	35.890	36.343	254.7	9:10:03.277	5		1:48.573	35.792	36.275	36.506	249.4	9:09:27.162
6		1:49.734	35.714	35.938	38.082	248.8	9:11:53.011	6		1:48.271	35.844	36.010	36.417	249.4	9:11:15.433
7		1:47.773	35.532	35.926	36.315	254.1	9:13:40.784	7		1:48.261	35.641	36.010	36.610	250.5	9:13:03.694
8		1:49.508	35.644	35.799	38.065	249.4	9:15:30.292	8		1:48.082	35.606	36.010	36.466	251.1	9:14:51.776
9		<b>1:47.172</b>	35.365	35.650	36.157	255.9	9:17:17.464	9		1:47.674	35.582	<b>35.839</b>	<b>36.253</b>	251.7	9:16:39.450
10		1:56.340 P	35.576	35.662	45.102	250.0	9:19:13.804	10		1:54.244 P	35.677	35.878	42.689	248.2	9:18:33.694
11		3:37.922 P	2:13.338	38.955	45.629	157.6	9:22:51.726	11		3:39.938	2:24.844	38.198	36.896	201.1	9:22:13.632
12		2:40.737 P	1:07.498	45.151	48.088	132.6	9:25:32.463	12		1:49.394	36.148	36.792	36.454	247.7	9:24:03.026
13		2:20.077	1:07.098	36.106	36.873	94.7	9:27:52.540	13		1:50.670	35.657	38.437	36.576	250.0	9:25:53.696
14		1:47.826	35.187	36.716	<b>35.923</b>	258.3	9:29:40.366	14		1:56.524	35.784	41.014	39.726	247.7	9:27:50.220
15		1:47.258	<b>35.160</b>	<b>35.436</b>	36.662	259.6	9:31:27.624	15		1:49.034	35.197	36.348	37.489	262.7	9:29:39.254
16		2:05.411 P	37.978	40.585	46.848	197.8	9:33:33.035	16		<b>1:47.638</b>	<b>35.180</b>	36.060	36.398	260.8	9:31:26.892
<b>3</b>		Leonardo Lorandi R								37.799	38.916			234.7	

**3** Leonardo Lorandi R Dallara F312 **8** Lukas Dunner R Dallara F312  
RP Motorsport Drivex School

Lap	D	Time	Sector 1	Sector 2	Sector 3	T. Spd	Elapsed	Lap	D	Time	Sector 1	Sector 2	Sector 3	T. Spd	Elapsed
1		9:02:40.419	9:01:14.834	43.156	42.429	154.9	9:02:40.419	1		9:02:52.814	9:01:30.857	42.426	39.531	145.3	9:02:52.814
2		1:54.545	38.479	38.304	37.762	228.8	9:04:34.964	2		2:09.488	36.663	37.597	55.228	240.5	9:05:02.302
3		1:51.707	36.330	36.651	38.726	243.2	9:06:26.671	3		2:00.000	35.999	42.540	41.461	251.1	9:07:02.302
4		1:47.659	35.706	35.837	36.116	250.5	9:08:14.330	4		1:48.128	35.637	36.117	36.374	252.9	9:08:50.430
5		1:50.591	35.943	36.033	38.615	246.0	9:10:04.921	5		1:58.189	35.621	38.227	44.341	253.5	9:10:48.619
6		1:46.940	35.481	<b>35.435</b>	36.024	251.1	9:11:51.861	6		1:47.588	<b>35.381</b>	35.975	36.232	256.5	9:12:36.207
7		1:50.326	35.729	36.434	38.163	246.5	9:13:42.187	7		1:57.605 P	35.456	36.589	45.560	252.9	9:14:33.812
8		<b>1:46.620</b>	35.269	35.465	<b>35.886</b>	254.1	9:15:28.807	8		8:50.201 P	7:28.048	37.910	44.243	190.4	9:23:24.013
9		1:57.932 P	35.769	36.385	45.778	248.2	9:17:26.739	9		2:36.781	1:22.274	36.507	38.000	163.3	9:26:00.794
10		5:22.503 P	3:59.353	39.168	43.982	173.3	9:22:49.242	10		1:47.913	35.615	<b>35.694</b>	36.604	250.0	9:27:48.707
11		5:06.251	3:52.372	37.097	36.782	201.4	9:27:55.493	11		1:53.751	40.740	36.979	36.032	246.0	9:29:42.458
12		2:15.999 P	<b>35.243</b>	46.235	54.521	254.7	9:30:11.492	12		<b>1:46.814</b>	35.382	35.723	<b>35.709</b>	255.3	9:31:29.272
<b>4</b>		Felipe Drugovich								2:08.561 P	37.246	40.691	50.624	234.7	9:33:37.833

**4** Felipe Drugovich Dallara F312 **10** Bent Viscaal R Dallara F312  
RP Motorsport Teo Martin Motorsport

Lap	D	Time	Sector 1	Sector 2	Sector 3	T. Spd	Elapsed	Lap	D	Time	Sector 1	Sector 2	Sector 3	T. Spd	Elapsed
1		9:02:55.759	9:01:36.737	40.613	38.409	137.2	9:02:55.759	1		9:02:58.481	9:01:27.846	52.771	37.864	155.6	9:02:58.481
2		2:14.682	37.138	40.922	56.622	236.8	9:05:10.441	2		2:13.589	36.811	41.041	55.737	251.1	9:05:12.070
3		1:56.842	35.763	37.745	43.334	251.7	9:07:07.283	3		1:58.281	37.084	36.289	44.908	253.5	9:07:10.351
4		1:46.691	35.371	35.648	<b>35.672</b>	256.5	9:08:53.974	4		1:47.689	35.517	35.944	36.228	255.3	9:08:58.040
5		1:51.058	34.937	36.911	39.210	261.5	9:10:45.032	5		1:52.634	35.697	38.570	38.367	254.1	9:10:50.674
6		1:47.316	35.184	35.481	36.651	256.5	9:12:32.348	6		1:47.257	35.380	36.101	35.776	256.5	9:12:37.931
7		1:46.649	35.253	35.478	35.918	254.1	9:14:18.997	7		1:58.913 P	35.064	35.852	47.997	258.9	9:14:36.844
8		2:09.247 P	45.939	36.742	46.566	180.6	9:16:28.244	8		7:11.067 P	5:50.681	36.722	43.664	187.1	9:21:47.911
9		5:09.333 P	3:45.254	39.097	44.982	165.3	9:21:37.577	9		2:08.460	55.597	36.295	36.568	206.1	9:23:56.371
10		2:17.728 P	58.374	36.548	42.806	200.3	9:23:55.305	10		1:53.289 P	35.449	35.811	42.029	252.9	9:25:49.660
11		2:10.792	58.315	35.670	36.807	187.8	9:26:06.097	11		2:07.568	54.042	<b>35.327</b>	38.199	209.7	9:27:57.228
12		1:47.937	35.211	35.209	37.517	256.5	9:27:54.034	12		<b>1:46.204</b>	35.069	35.416	<b>35.719</b>	256.5	9:29:43.432
13		1:47.247	<b>34.862</b>	35.859	36.526	259.6	9:29:41.281	13		1:46.313	<b>35.004</b>	35.573	35.736	260.2	9:31:29.745
14		<b>1:45.700</b>	34.939	<b>35.078</b>	35.683	261.5	9:31:26.981	14		2:48.841 P	46.572	53.090	1:09.179	182.1	9:34:18.586
15		2:00.550 P	37.051	37.038	46.461	251.7	9:33:27.531								







**Autodromo Nazionale Monza**  
**Euroformula Open**  
**Qualifying - 2**  
**Lap Analysis**



**51** Aldo Festante R Dallara F312

Teo Martin Motorsport


Lap	D	Time	Sector 1	Sector 2	Sector 3	T. Spd	Elapsed
1		9:02:42.166	9:01:17.289	42.571	42.306	127.6	9:02:42.166
2		2:17.579	40.944	38.417	58.218	179.7	9:04:59.745
3		2:03.245	37.193	41.015	45.037	236.8	9:07:02.990
4		1:49.421	35.796	36.561	37.064	255.9	9:08:52.411
5		1:49.843	35.968	36.644	37.231	257.7	9:10:42.254
6		1:50.394	36.271	36.927	37.196	246.5	9:12:32.648
7		2:06.329 P	39.354	41.020	45.955	252.3	9:14:38.977
8		7:25.626 P	6:03.837	37.473	44.316	198.5	9:22:04.603
9		2:09.543	56.496	36.495	36.552	205.3	9:24:14.146
10		1:48.433	35.850	36.108	36.475	250.5	9:26:02.579
11		1:48.025	35.681	36.019	<b>36.325</b>	254.7	9:27:50.604
12		<b>1:47.997</b>	<b>35.404</b>	<b>35.973</b>	36.620	247.1	9:29:38.601
13		1:48.290	35.525	36.227	36.538	254.1	9:31:26.891
14		2:25.025 P	38.639	46.483	59.903	218.6	9:33:51.916

**77** Guilherme Samaia Dallara F312

RP Motorsport

Lap	D	Time	Sector 1	Sector 2	Sector 3	T. Spd	Elapsed
1		9:03:07.525	9:01:49.591	39.550	38.384	179.1	9:03:07.525
2		2:07.860	36.627	38.656	52.577	244.8	9:05:15.385
3		1:48.976	35.912	36.279	36.785	250.0	9:07:04.361
4		1:47.553	35.177	36.009	36.367	255.3	9:08:51.914
5		1:51.273	35.358	36.029	39.886	254.7	9:10:43.187
6		1:47.490	35.509	35.770	36.211	252.3	9:12:30.677
7		2:01.701 P	40.828	36.093	44.780	246.5	9:14:32.378
8		7:12.249 P	5:48.304	38.603	45.342	181.5	9:21:44.627
9		2:09.942	57.136	36.372	36.434	203.0	9:23:54.569
10		2:00.453	35.808	48.453	36.192	249.4	9:25:55.022
11		2:03.448	35.429	37.222	50.797	252.3	9:27:58.470
12		1:47.097	35.113	35.826	36.158	257.7	9:29:45.567
13		<b>1:46.332</b>	<b>35.112</b>	<b>35.438</b>	<b>35.782</b>	256.5	9:31:31.899
14		2:08.713 P	36.645	39.603	52.465	223.1	9:33:40.612





Autodromo Nazionale Monza

Euroformula Open


Qualifying - 2

Best Sectors Results



Sector - 1				Sector - 2				Sector - 3				Ideal Lap vs Best Lap				
Clas	Nº	Driver	Time	Nº	Driver	Time	Nº	Driver	Time	Clas	Nº	Driver	Ideal Lap	Best Lap	Clas	
1	4	Felipe Drugovich	34.862	4	Felipe Drugovich	35.078	4	Felipe Drugovich	35.672	1	4	Felipe Drugovich	1:45.612	1:45.700	1	
2	11	Alex Karkosik	34.888	28	Cameron Das	35.234	8	Lukas Dunner	35.709	2	11	Alex Karkosik	1:45.973	1:46.498	7	
3	10	Bent Viscaal	35.004	21	Calan Williams	35.279	10	Bent Viscaal	35.719	3	10	Bent Viscaal	1:46.050	1:46.204	2	
4	34	Matheus Iorio	35.073	18	Marcos Siebert	35.306	34	Matheus Iorio	35.721	4	34	Matheus Iorio	1:46.165	1:46.262	4	
5	18	Marcos Siebert	35.079	10	Bent Viscaal	35.327	12	Christian Hahn	35.728	5	21	Calan Williams	1:46.168	1:46.261	3	
6	21	Calan Williams	35.090	11	Alex Karkosik	35.333	11	Alex Karkosik	35.752	6	28	Cameron Das	1:46.223	1:46.416	6	
7	77	Guilherme Samaia	35.112	34	Matheus Iorio	35.371	77	Guilherme Samaia	35.782	7	77	Guilherme Samaia	1:46.332	1:46.332	5	
8	1	Kaylen Frederick	35.160	3	Leonardo Lorandi	35.435	21	Calan Williams	35.799	8	12	Christian Hahn	1:46.347	1:48.063	14	
9	5	Dev Gore	35.180	1	Kaylen Frederick	35.436	28	Cameron Das	35.800	9	18	Marcos Siebert	1:46.354	1:46.552	8	
10	12	Christian Hahn	35.183	12	Christian Hahn	35.436	3	Leonardo Lorandi	35.886	10	1	Kaylen Frederick	1:46.519	1:47.172	11	
11	28	Cameron Das	35.189	77	Guilherme Samaia	35.438	1	Kaylen Frederick	35.923	11	3	Leonardo Lorandi	1:46.564	1:46.620	9	
12	3	Leonardo Lorandi	35.243	8	Lukas Dunner	35.694	18	Marcos Siebert	35.969	12	8	Lukas Dunner	1:46.784	1:46.814	10	
13	8	Lukas Dunner	35.381	5	Dev Gore	35.839	5	Dev Gore	36.253	13	5	Dev Gore	1:47.272	1:47.638	12	
14	51	Aldo Festante	35.404	51	Aldo Festante	35.973	51	Aldo Festante	36.325	14	51	Aldo Festante	1:47.702	1:47.997	13	





Autodromo Nazionale Monza

Euroformula Open


Qualifying - 2

Best 5 Lap Times



Cls	Nº	Entrant	Nat	Driver	Nat	Cat	Cls	Chassis	Team	Best 1		Best 2		Best 3		Best 4		Best 5	
										Time	Lap	Time	Lap	Time	Lap	Time	Lap	Time	Lap
1	4	RP Motorsport	ITA	Felipe Drugovich	BRA			Dallara F312	RP Motorsport	<b>1:45.700</b>	14	1:46.649	7	1:46.691	4	1:47.247	13	1:47.316	6
2	10	RACE	ESP	Bent Viscaal	NLD	R	1	Dallara F312	Teo Martin Motorsport	<b>1:46.204</b>	12	1:46.313	13	1:47.257	6	1:47.689	4	1:52.634	5
3	21	Fortec Motorsport	GBR	Calan Williams	AUS			Dallara F312	Fortec Motorsport	<b>1:46.261</b>	14	1:46.685	12	1:47.025	11	1:47.531	7	1:48.219	4
4	34	Carlin Motorsport	GBR	Matheus Iorio	BRA			Dallara F312	Carlin Motorsport	<b>1:46.262</b>	14	1:46.583	13	1:46.897	12	1:47.308	6	1:47.485	11
5	77	RP Motorsport	ITA	Guilherme Samaia	BRA			Dallara F312	RP Motorsport	<b>1:46.332</b>	13	1:47.097	12	1:47.490	6	1:47.553	4	1:48.976	3
6	28	Carlin Motorsport	GBR	Cameron Das	USA			Dallara F312	Carlin Motorsport	<b>1:46.416</b>	15	1:46.440	13	1:46.706	12	1:46.866	14	1:46.882	6
7	11	Campos Racing	ESP	Alex Karkosik	POL			Dallara F312	Campos Racing	<b>1:46.498</b>	12	1:46.802	5	1:47.025	11	1:47.407	6	1:47.553	4
8	18	Campos Racing	ESP	Marcos Siebert	ARG			Dallara F312	Campos Racing	<b>1:46.552</b>	12	1:46.974	6	1:51.537	10	1:52.277	3	1:53.923	7
9	3	RP Motorsport	ITA	Leonardo Lorandi	ITA	R	2	Dallara F312	RP Motorsport	<b>1:46.620</b>	8	1:46.940	6	1:47.659	4	1:50.326	7	1:50.591	5
10	8	Drivex School	ESP	Lukas Dunner	AUT	R	3	Dallara F312	Drivex School	<b>1:46.814</b>	12	1:47.913	10	1:48.128	4	1:53.751	11	1:57.605	7
11	1	RP Motorsport	ITA	Kaylen Frederick	USA	R	4	Dallara F312	RP Motorsport	<b>1:47.172</b>	9	1:47.258	15	1:47.773	7	1:47.826	14	1:47.883	5
12	5	Carlin Motorsport	GBR	Dev Gore	USA	R	5	Dallara F312	Carlin Motorsport	<b>1:47.638</b>	16	1:47.674	9	1:48.082	8	1:48.261	7	1:48.573	5
13	51	RACE	ESP	Aldo Festante	ITA	R	6	Dallara F312	Teo Martin Motorsport	<b>1:47.997</b>	12	1:48.025	11	1:48.290	13	1:49.421	4	1:49.843	5
14	12	Drivex School	ESP	Christian Hahn	BRA			Dallara F312	Drivex School	<b>1:48.063</b>	7	1:48.129	5	1:48.968	4	1:51.515	11	1:52.459	6





Autodromo Nazionale Monza

Euroformula Open

Qualifying - 2

Best 5 Top Speeds


Autodromo Nazionale Monza 5.793 m.



Cls	Nº	Entrant	Nat	Driver	Nat	Cat	Cls	Chassis	Team	Top 1		Top 2		Top 3		Top 4		Top 5		Avg
										Km/h	Lap	Km/h	Lap	Km/h	Lap	Km/h	Lap	Km/h	Lap	
1	5	Carlin Motorsport	GBR	Dev Gore	USA	R	1	Dallara F312	Carlin Motorsport	262.7	15	260.8	16	251.7	9	251.1	8	250.5	7	255.4
2	28	Carlin Motorsport	GBR	Cameron Das	USA			Dallara F312	Carlin Motorsport	262.7	7	261.5	6	252.3	14	252.3	15	251.1	13	256.0
3	4	RP Motorsport	ITA	Felipe Drugovich	BRA			Dallara F312	RP Motorsport	261.5	5	261.5	14	259.6	13	256.5	4	256.5	6	259.1
4	21	Fortec Motorsport	GBR	Calan Williams	AUS			Dallara F312	Fortec Motorsport	261.5	7	260.2	6	257.1	4	256.5	3	256.5	12	258.3
5	11	Campos Racing	ESP	Alex Karkosik	POL			Dallara F312	Campos Racing	260.8	6	256.5	5	255.9	4	253.5	3	249.4	7	255.2
6	18	Campos Racing	ESP	Marcos Siebert	ARG			Dallara F312	Campos Racing	260.8	6	260.8	11	260.8	12	260.2	3	258.3	7	260.2
7	34	Carlin Motorsport	GBR	Matheus Iorio	BRA			Dallara F312	Carlin Motorsport	260.8	7	260.8	14	255.9	6	252.9	8	252.3	13	256.5
8	10	RACE	ESP	Bent Viscaal	NLD	R	2	Dallara F312	Teo Martin Motorsport	260.2	13	258.9	7	256.5	6	256.5	12	255.3	4	257.5
9	1	RP Motorsport	ITA	Kaylen Frederick	USA	R	3	Dallara F312	RP Motorsport	259.6	15	258.3	14	255.9	9	254.7	5	254.1	3	256.5
10	51	RACE	ESP	Aldo Festante	ITA	R	4	Dallara F312	Teo Martin Motorsport	257.7	5	255.9	4	254.7	11	254.1	13	252.3	7	254.9
11	77	RP Motorsport	ITA	Guilherme Samaia	BRA			Dallara F312	RP Motorsport	257.7	12	256.5	13	255.3	4	254.7	5	252.3	6	255.3
12	12	Drivex School	ESP	Christian Hahn	BRA			Dallara F312	Drivex School	257.1	13	255.9	11	253.5	12	247.1	3	246.5	4	252.0
13	8	Drivex School	ESP	Lukas Dunner	AUT	R	5	Dallara F312	Drivex School	256.5	6	255.3	12	253.5	5	252.9	4	252.9	7	254.2
14	3	RP Motorsport	ITA	Leonardo Lorandi	ITA	R	6	Dallara F312	RP Motorsport	254.7	12	254.1	8	251.1	6	250.5	4	248.2	9	251.7







Autodromo Nazionale Monza

Euroformula Open

Qualifying - 2


Fastest Laps Sequence

Autodromo Nazionale Monza 5.793 m.



Lap	Time of Day	Session Time	Nº	Entrant	Nat	Driver	Nat	Cat	Chassis	Team	Time	Km/h
2	9:03:59.302	3:59.302	5	Carlin Motorsport	GBR	Dev Gore	USA	R	Dallara F312	Carlin Motorsport	1:52.029	186.1
3	9:05:49.441	5:49.441	5	Carlin Motorsport	GBR	Dev Gore	USA	R	Dallara F312	Carlin Motorsport	1:50.139	189.3
3	9:06:24.920	6:24.920	1	RP Motorsport	ITA	Kaylen Frederick	USA	R	Dallara F312	RP Motorsport	1:49.034	191.2
3	9:07:04.361	7:04.361	77	RP Motorsport	ITA	Guilherme Samaia	BRA		Dallara F312	RP Motorsport	1:48.976	191.3
4	9:08:14.330	8:14.330	3	RP Motorsport	ITA	Leonardo Lorandi	ITA	R	Dallara F312	RP Motorsport	1:47.659	193.7
4	9:08:51.914	8:51.914	77	RP Motorsport	ITA	Guilherme Samaia	BRA		Dallara F312	RP Motorsport	1:47.553	193.9
4	9:08:53.974	8:53.974	4	RP Motorsport	ITA	Felipe Drugovich	BRA		Dallara F312	RP Motorsport	1:46.691	195.4
7	9:14:18.997	14:18.997	4	RP Motorsport	ITA	Felipe Drugovich	BRA		Dallara F312	RP Motorsport	1:46.649	195.5
8	9:15:28.807	15:28.807	3	RP Motorsport	ITA	Leonardo Lorandi	ITA	R	Dallara F312	RP Motorsport	1:46.620	195.5
13	9:28:07.995	28:07.995	28	Carlin Motorsport	GBR	Cameron Das	USA		Dallara F312	Carlin Motorsport	1:46.440	195.9
12	9:29:43.432	29:43.432	10	RACE	ESP	Bent Viscaal	NLD	R	Dallara F312	Teo Martin Motorsport	1:46.204	196.3
14	9:31:26.981	31:26.981	4	RP Motorsport	ITA	Felipe Drugovich	BRA		Dallara F312	RP Motorsport	1:45.700	197.3





**Autodromo Nazionale Monza**  
**Euroformula Open**  
**Qualifying - 2**  
**Event Best Maximum Speed**



Nº	Entrant	Nat	Driver	Nat	Cat	Clas	Chassis	Team	Km/h	Session
28	Carlin Motorsport	GBR	Cameron Das	USA			Dallara F312	Carlin Motorsport	262.7	Qualifying - 2
5	Carlin Motorsport	GBR	Dev Gore	USA	R	1	Dallara F312	Carlin Motorsport	262.7	Qualifying - 2
8	Drivex School	ESP	Lukas Dunner	AUT	R	2	Dallara F312	Drivex School	262.1	Free Practice - 2
18	Campos Racing	ESP	Marcos Siebert	ARG			Dallara F312	Campos Racing	262.1	Qualifying - 1
77	RP Motorsport	ITA	Guilherme Samaia	BRA			Dallara F312	RP Motorsport	262.1	Race - 1
51	RACE	ESP	Aldo Festante	ITA	R	3	Dallara F312	Teo Martin Motorsport	262.1	Race - 1
3	RP Motorsport	ITA	Leonardo Lorandi	ITA	R	4	Dallara F312	RP Motorsport	261.5	Race - 1
21	Fortec Motorsport	GBR	Calan Williams	AUS			Dallara F312	Fortec Motorsport	261.5	Race - 1
34	Carlin Motorsport	GBR	Matheus Iorio	BRA			Dallara F312	Carlin Motorsport	261.5	Race - 1
1	RP Motorsport	ITA	Kaylen Frederick	USA	R	5	Dallara F312	RP Motorsport	261.5	Race - 1
4	RP Motorsport	ITA	Felipe Drugovich	BRA			Dallara F312	RP Motorsport	261.5	Qualifying - 2
11	Campos Racing	ESP	Alex Karkosik	POL			Dallara F312	Campos Racing	260.8	Qualifying - 2
10	RACE	ESP	Bent Viscaal	NLD	R	6	Dallara F312	Teo Martin Motorsport	260.2	Free Practice - 2
12	Drivex School	ESP	Christian Hahn	BRA			Dallara F312	Drivex School	259.6	Race - 1





**Autodromo Nazionale Monza**  
**Euroformula Open**  
**Qualifying - 2**  
**Pit Stop Analysis**



**1** Kaylen Frederick R RP Motorsport  
 Dallara F312

Nr.	In Day Time	In Time	Out Time	Pit Time	T. Pit Time	Handicap	Penalty
1	9:19:08.401	9:19:08.401	9:20:46.539	1:38.138	1:38.138		
2	9:22:46.355	9:22:46.355	9:23:12.089	25.734	2:03.872		
3	9:25:27.100	9:25:27.100	9:25:53.106	26.006	2:29.878		

**3** Leonardo Lorandi R RP Motorsport  
 Dallara F312

Nr.	In Day Time	In Time	Out Time	Pit Time	T. Pit Time	Handicap	Penalty
1	9:17:20.122	9:17:20.122	9:20:45.746	3:25.624	3:25.624		
2	9:22:44.349	9:22:44.349	9:26:03.340	3:18.991	6:44.615		

**4** Felipe Drugovich RP Motorsport  
 Dallara F312

Nr.	In Day Time	In Time	Out Time	Pit Time	T. Pit Time	Handicap	Penalty
1	9:16:22.145	9:16:22.145	9:19:31.826	3:09.681	3:09.681		
2	9:21:32.229	9:21:32.229	9:21:59.218	26.989	3:36.670		
3	9:23:49.990	9:23:49.990	9:24:16.165	26.175	4:02.845		

**5** Dev Gore R Carlin Motorsport  
 Dallara F312

Nr.	In Day Time	In Time	Out Time	Pit Time	T. Pit Time	Handicap	Penalty
1	9:18:28.331	9:18:28.331	9:20:21.189	1:52.858	1:52.858		

**8** Lukas Dunner R Drivex School  
 Dallara F312

Nr.	In Day Time	In Time	Out Time	Pit Time	T. Pit Time	Handicap	Penalty
1	9:14:28.502	9:14:28.502	9:21:23.350	6:54.848	6:54.848		
2	9:23:18.661	9:23:18.661	9:23:52.494	33.833	7:28.681		

**10** Bent Viscaal R Teo Martin Motorsport  
 Dallara F312

Nr.	In Day Time	In Time	Out Time	Pit Time	T. Pit Time	Handicap	Penalty
1	9:14:30.943	9:14:30.943	9:19:49.376	5:18.433	5:18.433		
2	9:21:42.229	9:21:42.229	9:22:08.269	26.040	5:44.473		
3	9:25:44.313	9:25:44.313	9:26:09.926	25.613	6:10.086		

**11** Alex Karkosik Campos Racing  
 Dallara F312

Nr.	In Day Time	In Time	Out Time	Pit Time	T. Pit Time	Handicap	Penalty
1	9:02:20.098	9:02:20.098	9:05:01.989	2:41.891	2:41.891		
2	9:16:20.550	9:16:20.550	9:19:46.767	3:26.217	6:08.108		
3	9:21:49.197	9:21:49.197	9:22:51.761	1:02.564	7:10.672		

**12** Christian Hahn Drivex School  
 Dallara F312

Nr.	In Day Time	In Time	Out Time	Pit Time	T. Pit Time	Handicap	Penalty
1	9:16:37.711	9:16:37.711	9:21:52.071	5:14.360	5:14.360		

**18** Marcos Siebert Campos Racing  
 Dallara F312

Nr.	In Day Time	In Time	Out Time	Pit Time	T. Pit Time	Handicap	Penalty
1	9:02:17.781	9:02:17.781	9:02:50.711	32.930	32.930		
2	9:09:09.810	9:09:09.810	9:10:37.846	1:28.036	2:00.966		
3	9:16:14.377	9:16:14.377	9:19:55.090	3:40.713	5:41.679		
4	9:21:50.839	9:21:50.839	9:22:18.533	27.694	6:09.373		

**21** Calan Williams Fortec Motorsport  
 Dallara F312

Nr.	In Day Time	In Time	Out Time	Pit Time	T. Pit Time	Handicap	Penalty
1	9:16:18.710	9:16:18.710	9:19:59.953	3:41.243	3:41.243		
2	9:21:54.050	9:21:54.050	9:22:21.540	27.490	4:08.733		

**28** Cameron Das Carlin Motorsport  
 Dallara F312

Nr.	In Day Time	In Time	Out Time	Pit Time	T. Pit Time	Handicap	Penalty
1	9:14:23.626	9:14:23.626	9:17:07.436	2:43.810	2:43.810		

**34** Matheus Iorio Carlin Motorsport  
 Dallara F312

Nr.	In Day Time	In Time	Out Time	Pit Time	T. Pit Time	Handicap	Penalty
1	9:16:23.918	9:16:23.918	9:20:18.894	3:54.976	3:54.976		
2	9:22:13.675	9:22:13.675	9:22:39.546	25.871	4:20.847		


**51** Aldo Festante R Teo Martin Motorsport  
 Dallara F312

Nr.	In Day Time	In Time	Out Time	Pit Time	T. Pit Time	Handicap	Penalty
1	9:14:33.421	9:14:33.421	9:20:05.343	5:31.922	5:31.922		
2	9:21:58.840	9:21:58.840	9:22:26.018	27.178	5:59.100		

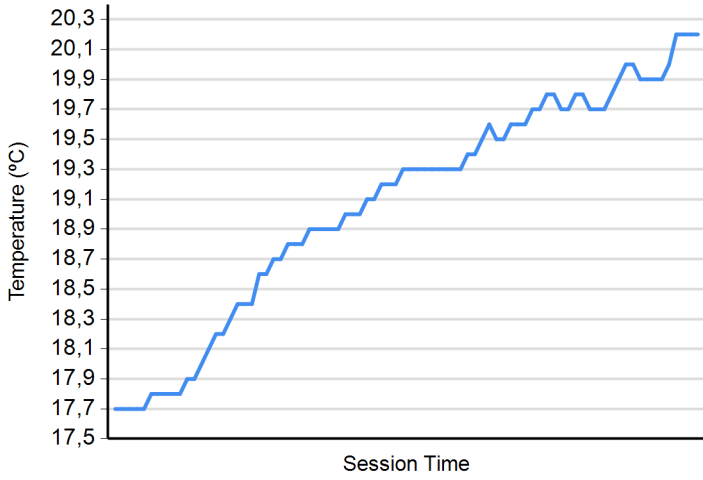
**77** Guilherme Samaia RP Motorsport  
 Dallara F312

Nr.	In Day Time	In Time	Out Time	Pit Time	T. Pit Time	Handicap	Penalty
1	9:14:26.966	9:14:26.966	9:19:42.267	5:15.301	5:15.301		
2	9:21:38.899	9:21:38.899	9:22:06.178	27.279	5:42.580		

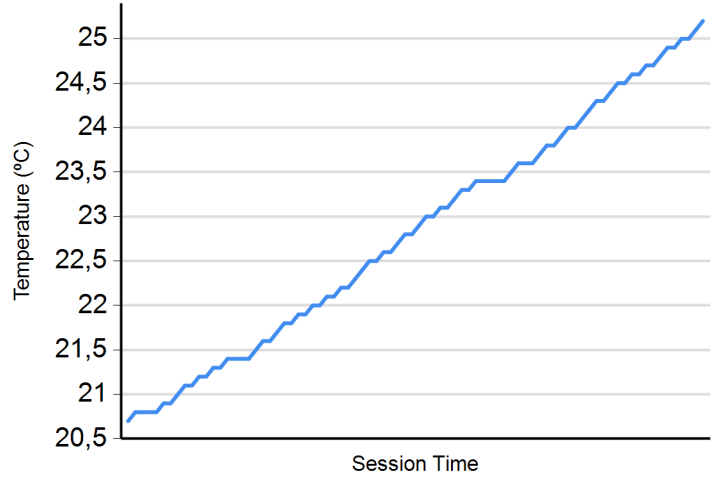




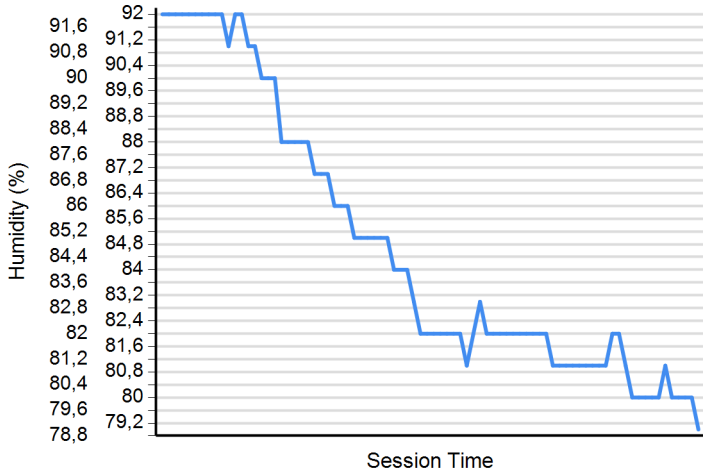
**Air Temperature**



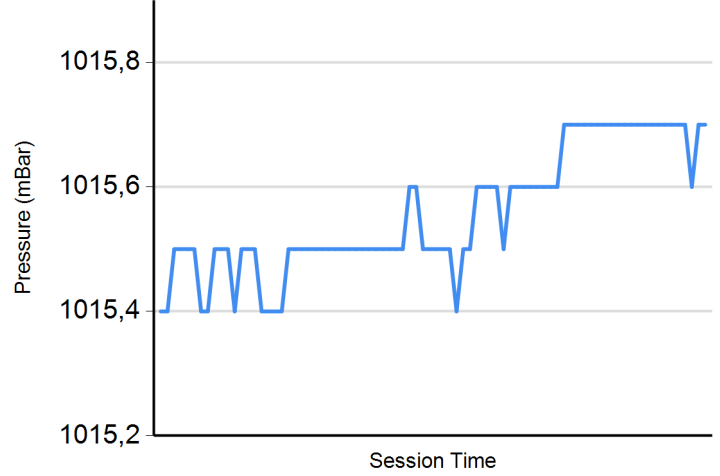
**Track Temperature**



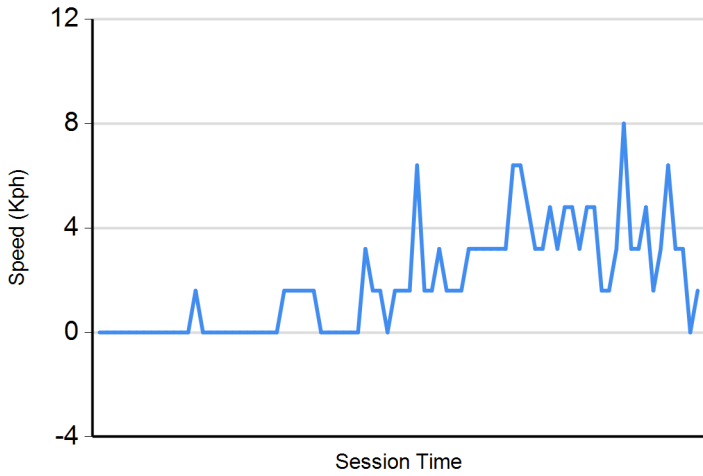
**Humidity**



**Pressure**



**Wind Speed**



**Wind direction**

North = 0°/360° Est = 90° South = 180° West = 270°

